

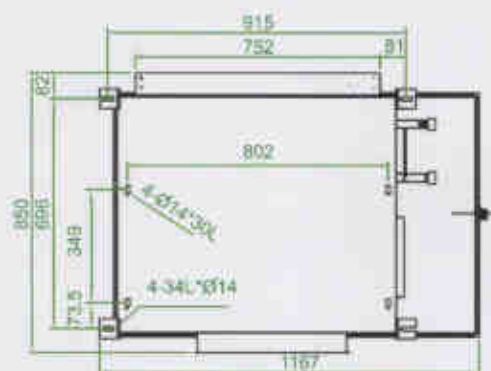


**KASUNAIR**

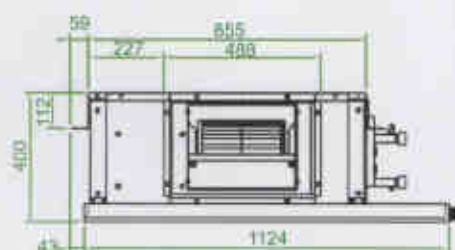


## **CHILLED WATER AIR HANDLING UNIT CEILING CONCEALED TYPE**

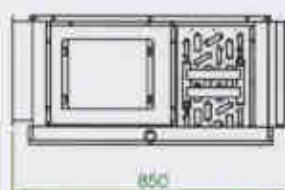
# PRODUCT FEATURES



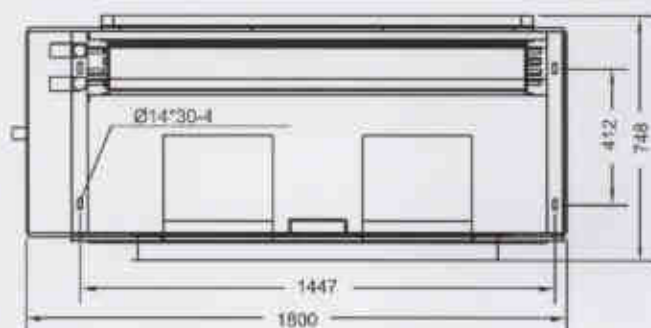
KHW020C  
KHW030C  
KHW040C



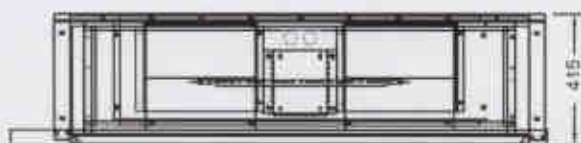
S.A



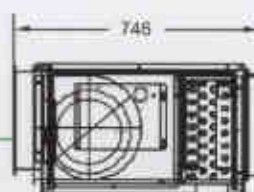
O.A



KHW050C KHW060C  
KHW080C KHW100C  
KHW120C KHW150C



S.A



R.A

# CHILLED WATER AIR HANDLING UNIT

## CAILING CONCEALED TYPE


Model		KHW								
		020C	030C	040C	050C	060C	080C	100C	120C	150C
Capacity (KW)		7.0	10.5	14.0	17.5	21.0	28.0	35.0	42.0	52.3
Airflow (CMH)		1300	2000	2200	3000	3600	4760	5600	7140	8920
External Static Pressure (mmAq)		8	8	8	10	10	15	15	15	15
Cooling Coil	Face Area (FT <sup>2</sup> )	0.216	0.216	0.216	0.387	0.387	0.580	0.580	0.580	0.580
	Type (Inch)	1 / 2"	1 / 2"	1 / 2"	1 / 2"	1 / 2"	1 / 2"	1 / 2"	1 / 2"	1 / 2"
	Rows x Fin ( R x F)	3 x 10	4 x 10	5 x 12	4 x 10	4 x 10	4 x 12	4 x 8	6 x 10	6 x 10
Fan Set	Type	AT9x9	AT9x10	AT9x12	AT9x10x2	AT9x10x2	AT9x10x2	AT9x10x2	AT9x10x2	AT9x10x2
	Motor (HP)	1 / 4	1 / 4	1 / 4	1 / 3	1 / 3	3 / 4	3 / 4	1	2
	RLA.amp (A)	0.28	0.28	0.28	0.40	0.40	1.0	1.0	1.5	2.8
Inlet pipe OD. (inch)		3 / 4	3 / 4	3 / 4	1 1 / 4	1 1 / 4	1 1 / 4	1 1 / 2	1 1 / 2	1 1 / 2
Outlet pipe OD. (inch)		3 / 4	3 / 4	3 / 4	1 1 / 4	1 1 / 4	1 1 / 4	1 1 / 2	1 1 / 2	1 1 / 2
Drain pipe OD.(inch)		3 / 4	3 / 4	3 / 4	3 / 4	3 / 4	3 / 4	1	1	1
Dimensions	A (mm) L	1124	1124	1124	1800	1800	1800	1800	1800	1800
	B (mm) W	850	850	850	750	750	750	750	750	750
	C (mm) H	398	398	398	415	415	415	570	570	570
Weight (KG)		65	68	70	78	80	100	105	110	110

Note: 1. Nominal cooling capacities are based on the flowing conditions

"Return air temp. 27<sup>o</sup> CDB 19.5<sup>o</sup> CWB, water temp.7,0<sup>o</sup> C/12<sup>o</sup> C.

2. Specifications are subject to change without notices for further improvement.

3. If you have any special requirement please inform us before placing order.



**KASUN Industrial JVC . Ltd .**  
CÔNG TY TNHH LD CÔNG NGHIỆP GIA THỊNH

