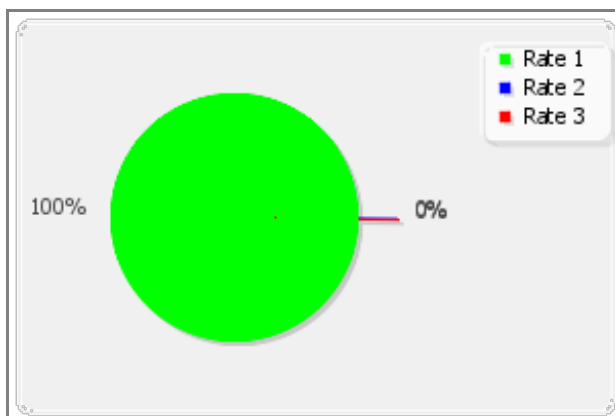


Monthly report

Unit	M001 L0
Notes	Main meter
From date	01-09-2011
To date	02-10-2011

Previous reading	01/09/2011
Present reading	02/10/2011
Max demand	06/09/2011 05:58 - 0.12 KW

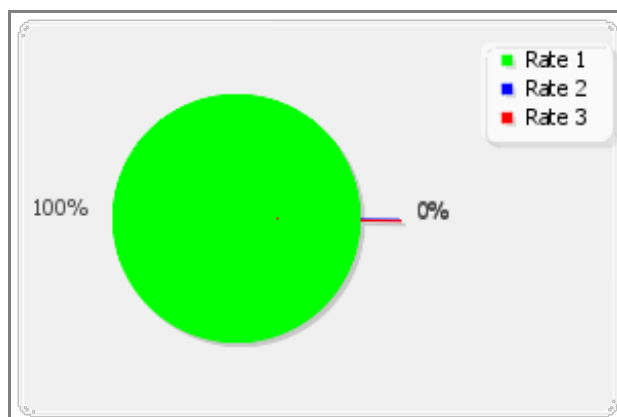


Rate	Reading (KWh)		Consumption (KWh)
	Previous	Present	
Rate 3	6,257.36	6,257.36	0.00
Rate 2	639.30	639.30	0.00
Rate 1	17,345.04	23,040.03	5,694.99
Sum	24,241.70	29,936.69	5,694.99

Monthly report

Unit	M0010 L0
Notes	מיטר אספקה
From date	01-09-2011
To date	02-10-2011


Previous reading	01/09/2011
Present reading	02/10/2011
Max demand	06/09/2011 05:58 - 0.12 KW



Rate	Reading (KWh)		Consumption (KWh)
	Previous	Present	
Rate 3	6,257.36	6,257.36	0.00
Rate 2	639.30	639.30	0.00
Rate 1	17,345.04	23,040.03	5,694.99
Sum	24,241.70	29,936.69	5,694.99

Monthly report

Unit	M002 L0
Notes	מיקוה סקוור
From date	01-09-2011
To date	02-10-2011
Previous reading	19/08/2011
Present reading	19/08/2011
Max demand	00/00/0000 00:00 - 0.00 KW

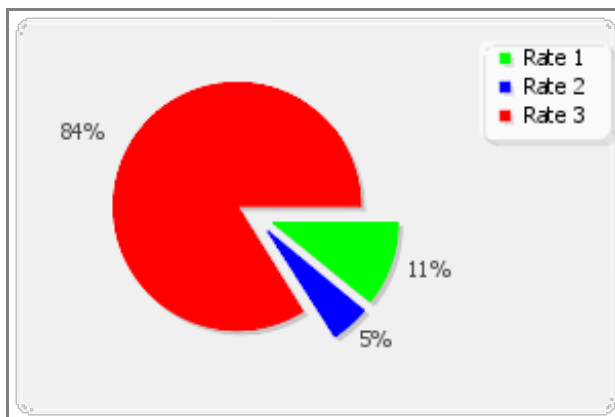


Rate	Reading (KWh)		Consumption (KWh)
	Previous	Present	
Rate 3	34,690.87	34,690.87	0.00
Rate 2	108,926.54	108,926.54	0.00
Rate 1	104,429.34	104,429.34	0.00
Sum	248,046.76	248,046.76	0.00

Monthly report

Unit M0033 L0
Notes מיטר אספקה משי
From date 01-09-2011
To date 02-10-2011

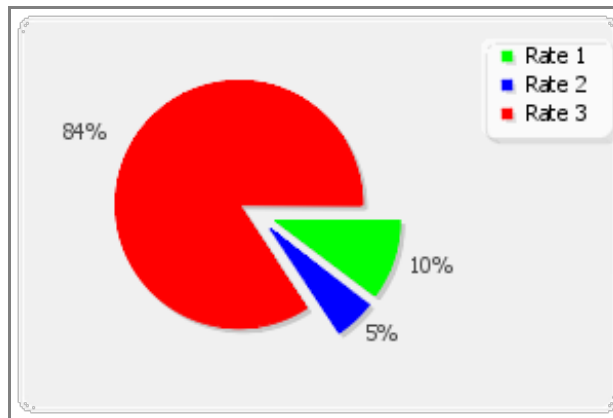
Previous reading 01/09/2011
Present reading 02/10/2011
Max demand 06/09/2011 04:36 - 0.12 KW



Rate	Reading (KWh)		Consumption (KWh)
	Previous	Present	
Rate 3	14,895.78	19,680.93	4,785.16
Rate 2	5,150.76	5,442.02	291.25
Rate 1	3,484.17	4,106.60	622.42
Sum	23,530.72	29,229.55	5,698.83

Monthly report

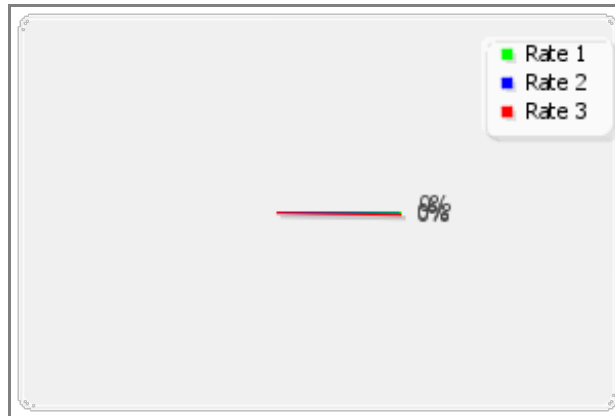
Unit	M005 L0
Notes	MC5
From date	01-09-2011
To date	02-10-2011
Previous reading	01/09/2011
Present reading	17/09/2011
Max demand	06/09/2011 14:47 - 31.47 KW



Rate	Reading (KWh)		Consumption (KWh)
	Previous	Present	
Rate 3	28,109.22	31,470.98	3,361.76
Rate 2	8,191.79	8,401.96	210.17
Rate 1	14,677.97	15,087.33	409.36
Sum	50,978.98	54,960.27	3,981.29

Monthly report

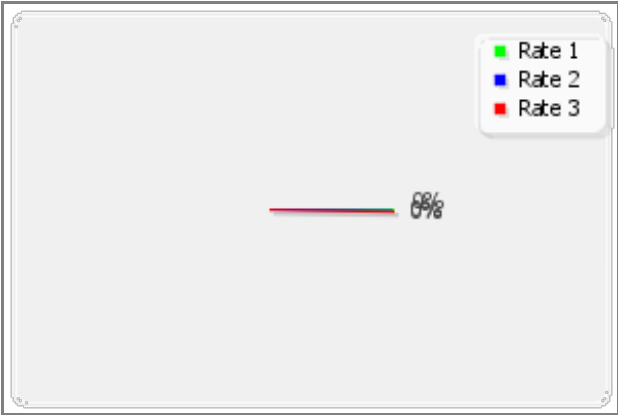
Unit	M007 L0
Notes	MC7
From date	01-09-2011
To date	02-10-2011
Previous reading	01/09/2011
Present reading	17/09/2011
Max demand	01/09/2011 00:00 - 0.00 KW



Rate	Reading (KWh)		Consumption (KWh)
	Previous	Present	
Rate 3	37,383.71	37,383.71	0.00
Rate 2	8,002.90	8,002.90	0.00
Rate 1	18,349.19	18,349.19	0.00
Sum	63,735.80	63,735.80	0.00

Monthly report


Unit	M008 L0
Notes	MC8
From date	01-09-2011
To date	02-10-2011
Previous reading	01/09/2011
Present reading	17/09/2011
Max demand	01/09/2011 00:00 - 0.00 KW



Rate	Reading (KWh)		Consumption (KWh)
	Previous	Present	
Rate 3	41,986.35	41,986.35	0.00
Rate 2	9,068.16	9,068.16	0.00
Rate 1	20,677.96	20,677.96	0.00
Sum	71,732.48	71,732.48	0.00

Monthly report

Unit	M009 L0
Notes	alex
From date	01-09-2011
To date	02-10-2011
Previous reading	01/09/2011
Present reading	17/09/2011
Max demand	01/09/2011 00:00 - 0.00 KW

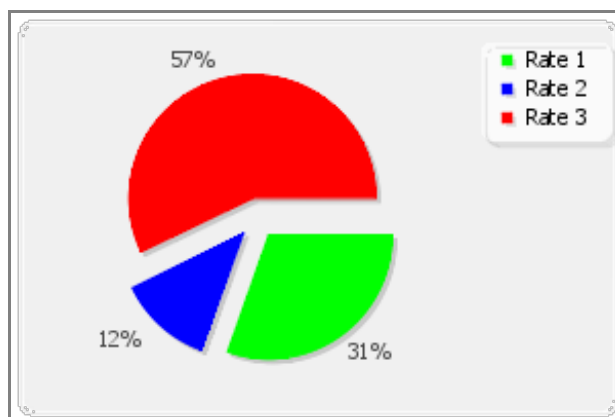


Rate	Reading (KWh)		Consumption (KWh)
	Previous	Present	
Rate 3	41,986.35	41,986.35	0.00
Rate 2	9,068.16	9,068.16	0.00
Rate 1	20,677.96	20,677.96	0.00
Sum	71,732.48	71,732.48	0.00

Monthly report

Unit	M010 L0
Notes	MC10
From date	01-09-2011
To date	02-10-2011

Previous reading	01/09/2011
Present reading	02/10/2011
Max demand	18/09/2011 16:01 - 0.01 KW

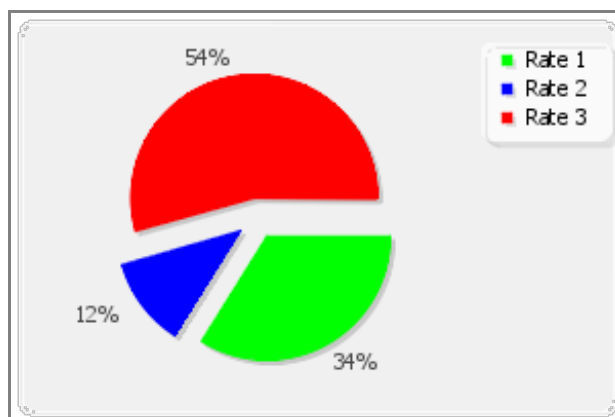


Rate	Reading (KWh)		Consumption (KWh)
	Previous	Present	
Rate 3	51,319.88	17,499.57	-33,820.31
Rate 2	11,219.15	3,958.90	-7,260.25
Rate 1	25,323.53	7,250.56	-18,072.97
Sum	87,862.56	28,709.02	-59,153.54

Monthly report

Unit	M011 L0
Notes	MC11
From date	01-09-2011
To date	02-10-2011

Previous reading	01/09/2011
Present reading	02/10/2011
Max demand	21/09/2011 15:50 - 0.02 KW

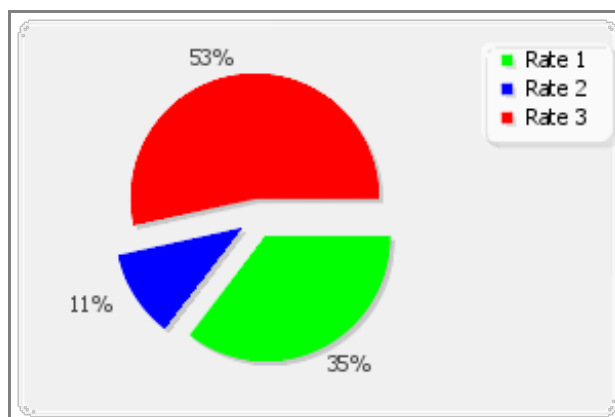


Rate	Reading (KWh)		Consumption (KWh)
	Previous	Present	
Rate 3	52,775.17	23,984.18	-28,790.99
Rate 2	11,835.47	5,730.28	-6,105.19
Rate 1	27,127.34	9,173.22	-17,954.12
Sum	91,737.98	38,887.67	-52,850.31

Monthly report

Unit	M012 L0
Notes	MC12
From date	01-09-2011
To date	02-10-2011

Previous reading	01/09/2011
Present reading	02/10/2011
Max demand	18/09/2011 15:55 - 0.02 KW

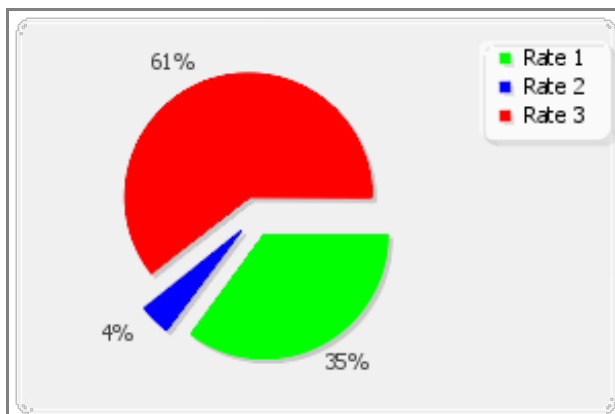


Rate	Reading (KWh)		Consumption (KWh)
	Previous	Present	
Rate 3	49,358.34	25,858.31	-23,500.03
Rate 2	11,913.73	7,041.06	-4,872.67
Rate 1	26,044.80	10,440.24	-15,604.55
Sum	87,316.87	43,339.62	-43,977.25

Monthly report

Unit	M013 L0
Notes	MC13
From date	01-09-2011
To date	02-10-2011

Previous reading	16/08/2011
Present reading	02/10/2011
	27/09/2011 11:45 -
Max demand	15,134,963,491,003,516,681,281,031,110,656.00 KW

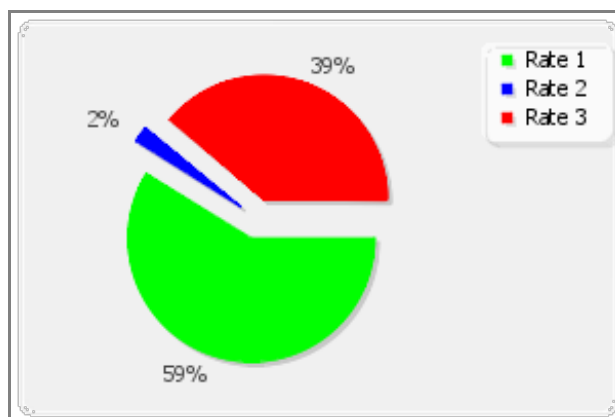


Rate	Reading (KWh)		Consumption (KWh)
	Previous	Present	
Rate 3	46,595.34	33,471.21	-13,124.13
Rate 2	10,134.68	9,264.24	-870.44
Rate 1	22,986.99	15,393.47	-7,593.52
Sum	79,717.01	58,128.92	-21,588.09

Monthly report

Unit	M014 L0
Notes	MC14
From date	01-09-2011
To date	02-10-2011

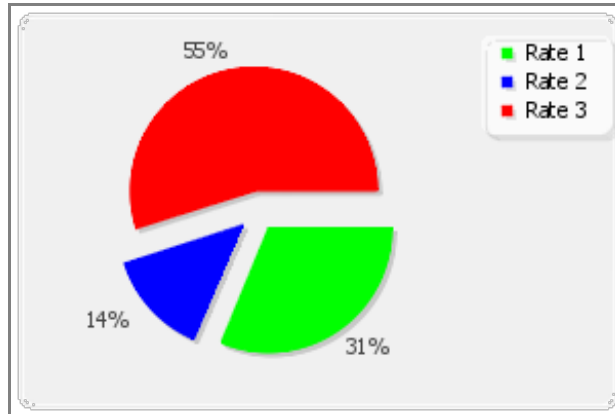
Previous reading	16/08/2011
Present reading	02/10/2011
Max demand	12/09/2011 08:51 - 0.04 KW



Rate	Reading (KWh)		Consumption (KWh)
	Previous	Present	
Rate 3	51,319.88	42,730.04	-8,589.84
Rate 2	11,219.15	10,753.97	-465.18
Rate 1	25,323.53	12,403.51	-12,920.03
Sum	87,862.56	65,887.51	-21,975.05

Monthly report

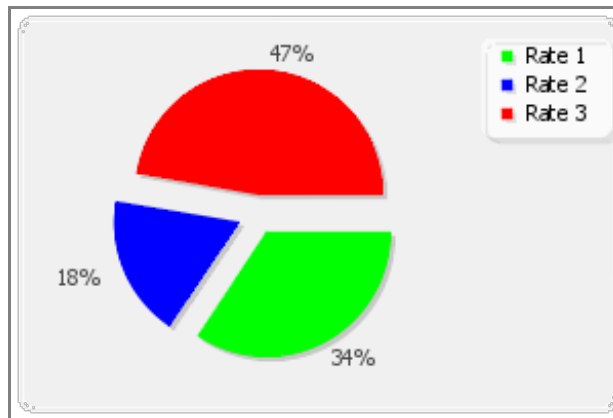
Unit	M015 L0
Notes	MC15
From date	01-09-2011
To date	02-10-2011
Previous reading	16/08/2011
Present reading	02/10/2011
Max demand	27/09/2011 09:07 - 413,714,213,228,204,352,307,839,631,360.00 KW



Rate	Reading (KWh)		Consumption (KWh)
	Previous	Present	
Rate 3	52,775.17	37,383.71	-15,391.46
Rate 2	11,835.47	8,002.90	-3,832.56
Rate 1	27,127.34	18,349.19	-8,778.15
Sum	91,737.98	63,735.80	-28,002.18

Monthly report

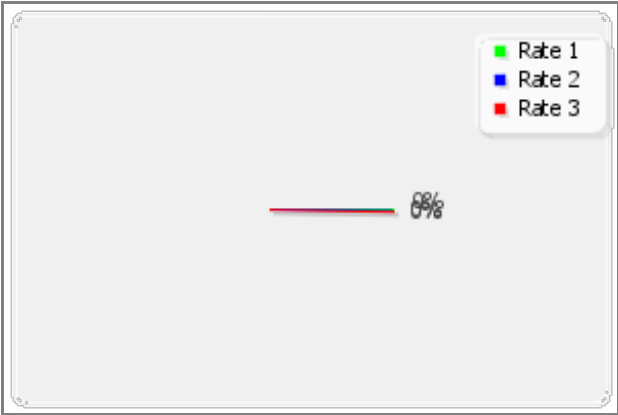
Unit	M016 L0
Notes	MC16
From date	01-09-2011
To date	02-10-2011
Previous reading	16/08/2011
Present reading	02/10/2011
Max demand	07/09/2011 00:00 - 0.00 KW



Rate	Reading (KWh)		Consumption (KWh)
	Previous	Present	
Rate 3	49,358.34	41,986.35	-7,371.99
Rate 2	11,913.73	9,068.16	-2,845.57
Rate 1	26,044.80	20,677.96	-5,366.84
Sum	87,316.87	71,732.48	-15,584.39

Monthly report

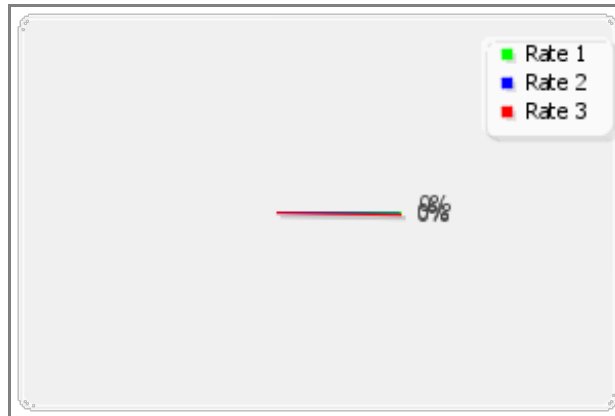
Unit	M119 L0
Notes	alex
From date	01-09-2011
To date	02-10-2011
Previous reading	02/06/2011
Present reading	02/06/2011
Max demand	00/00/0000 00:00 - 0.00 KW



Rate	Reading (KWh)		Consumption (KWh)
	Previous	Present	
Rate 3	12,970.87	12,970.87	0.00
Rate 2	1,522.59	1,522.59	0.00
Rate 1	6,615.16	6,615.16	0.00
Sum	21,108.63	21,108.63	0.00

Monthly report


Unit	M20001 L0
Notes	סוגל מעיליה
From date	01-09-2011
To date	02-10-2011
Previous reading	13/08/2011
Present reading	13/08/2011
Max demand	00/00/0000 00:00 - 0.00 KW



Rate	Reading (KWh)		Consumption (KWh)
	Previous	Present	
Rate 3	49,009.97	49,009.97	0.00
Rate 2	28,617.14	28,617.14	0.00
Rate 1	25,966.65	25,966.65	0.00
Sum	103,593.76	103,593.76	0.00

Monthly report

Unit	M20002 L0
Notes	ב סוגל מעיליה
From date	01-09-2011
To date	02-10-2011
Previous reading	13/08/2011
Present reading	13/08/2011
Max demand	00/00/0000 00:00 - 0.00 KW

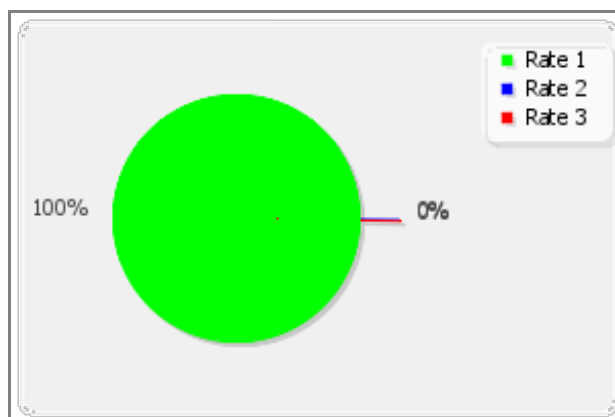


Rate	Reading (KWh)		Consumption (KWh)
	Previous	Present	
Rate 3	49,009.97	49,009.97	0.00
Rate 2	28,617.14	28,617.14	0.00
Rate 1	25,966.65	25,966.65	0.00
Sum	103,593.76	103,593.76	0.00

Monthly report

Unit M22 L0
Notes GR
From date 01-09-2011
To date 02-10-2011

Previous reading 01/09/2011
Present reading 02/10/2011
Max demand 06/09/2011 05:58 - 0.12 KW



Rate	Reading (KWh)		Consumption (KWh)
	Previous	Present	
Rate 3	6,257.36	6,257.36	0.00
Rate 2	639.30	639.30	0.00
Rate 1	17,345.04	23,040.03	5,694.99
Sum	24,241.70	29,936.69	5,694.99

Monthly report

Unit	M9999 L0
Notes	rtaiu ניסיון
From date	01-09-2011
To date	02-10-2011
Previous reading	00/00/0000
Present reading	00/00/0000
Max demand	00/00/0000 00:00 - 0.00 KW

(*) no readings from unit

Monthly report

Unit	M999999 L0
Notes	יוסי
From date	01-09-2011
To date	02-10-2011
Previous reading	00/00/0000
Present reading	00/00/0000
Max demand	00/00/0000 00:00 - 0.00 KW

(*) no readings from unit

Units summary

[Download table](#)

Unit		Reading		Consumption (KWh)			
		Previous	Present	Rate 1	Rate 2	Rate 3	Sum
M001 L0	Main meter	01/09/2011	02/10/2011	5,694.99	0.00	0.00	5,694.99
M0010 L0	מנטר אספקה	01/09/2011	02/10/2011	5,694.99	0.00	0.00	5,694.99
M002 L0	מיקוואה סקוור	19/08/2011	19/08/2011	0.00	0.00	0.00	0.00
M0033 L0	מנטר אספקה משני	01/09/2011	02/10/2011	622.42	291.25	4,785.16	5,698.83
M005 L0	MC5	01/09/2011	17/09/2011	409.36	210.17	3,361.76	3,981.29
M007 L0	MC7	01/09/2011	17/09/2011	0.00	0.00	0.00	0.00
M008 L0	MC8	01/09/2011	17/09/2011	0.00	0.00	0.00	0.00
M009 L0	alex	01/09/2011	17/09/2011	0.00	0.00	0.00	0.00
M010 L0	MC10	01/09/2011	02/10/2011	-18,072.97	-7,260.25	-33,820.31	-59,153.54
M011 L0	MC11	01/09/2011	02/10/2011	-17,954.12	-6,105.19	-28,790.99	-52,850.31
M012 L0	MC12	01/09/2011	02/10/2011	-15,604.55	-4,872.67	-23,500.03	-43,977.25
M013 L0	MC13	16/08/2011	02/10/2011	-7,593.52	-870.44	-13,124.13	-21,588.09
M014 L0	MC14	16/08/2011	02/10/2011	-12,920.03	-465.18	-8,589.84	-21,975.05
M015 L0	MC15	16/08/2011	02/10/2011	-8,778.15	-3,832.56	-15,391.46	-28,002.18
M016 L0	MC16	16/08/2011	02/10/2011	-5,366.84	-2,845.57	-7,371.99	-15,584.39
M119 L0	alex	02/06/2011	02/06/2011	0.00	0.00	0.00	0.00
M20001 L0	סנוול מעיליה	13/08/2011	13/08/2011	0.00	0.00	0.00	0.00
M20002 L0	b סנוול מעיליה	13/08/2011	13/08/2011	0.00	0.00	0.00	0.00
M22 L0	GR	01/09/2011	02/10/2011	5,694.99	0.00	0.00	5,694.99
Sum				-68,173.43	-25,750.44	-122,441.84	-216,365.70