

Domestic Hot Water Storages
FLEXY INOX



flexinox

Inertial tanks for Domestic Hot Water

FLEXY INOX

The FLEXY INOX range consists of inertial tanks for domestic hot water made of stainless steel which is highly resistant against corrosion. The tanks are available in several capacities from 200 to 5000 litres. They are equipped with very powerful flexible insulation, externally covered in PVC and provided with a magnesium anode for protection against galvanic currents and an inspection flange for easy access during the control or maintenance phase.

Material: AISI 316 stainless steel

Treatment for internal protection: Pickling and passivation

Insulation

Capacity (l)	Type
from 200 to 5000	Polyester Fiber

Operational limits

Max. temperature	Max. pressure
95°C	16 bar















 **Supplied accessories:** Magnesium sacrificial anode for all sizes.

 **Standard accessories:** see pag 274

 **Special versions:** see pag 277



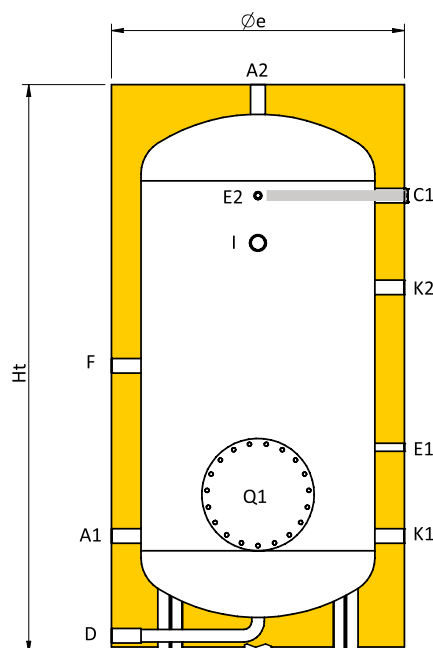
TESTED

Cap. l	With inspection hole			With vertical packaging	Without inspection hole			With vertical packaging
	Code*	Price	Energy label	Dimensions cm	Code	Price	Energy label	Dimensions cm
200	817040107X			68x68x159	817040025			68x68x159
300	817040108X			78x78x163	817040026			78x78x163
500	817040109X			83x83x207	817040027			83x83x207
800	817040110X			102x102x204	817040028			102x102x204
1000	817040111X			103x103x231	817040029			103x103x231
1500	817040112X			123x123x232	817040030			123x123x232
2000	817040113X			143x143x240	817040031			143x143x240
2500	817040114X			143x143x265	817040032			143x143x265
3000	817040115X			148x148x292	817040033			148x148x292
4000	817040116X			163x163x300	817040034			163x163x300
5000	817040117X			183x183x303	817040035			183x183x303

*can be coupled with the Boil custom (pag 180)

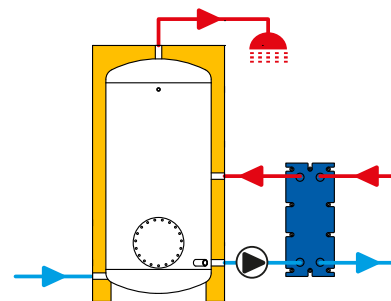
Inertial tanks for Domestic Hot Water

FLEXY INOX



Couplings legend

A1	DHW inlet
A2	DHW outlet
C1	Anode
D	Drain
E1	Probe / Thermometer
E2	Probe / Thermometer
F	Recirculation
I	Electrical resistor
K1	Auxiliary
K2	Auxiliary
Q1	Inspection hole



Couplings chart

Cap. l	C1 inch	D inch	E1 inch	E2 inch	F inch	A1 inch	A2 inch	I inch	K1 inch	K2 inch	Q1 (Øext/Øint) mm
200	1 1/4	2"	1/2"	1/2"	1 1/4	1 1/4	1 1/4	1 1/2	1 1/4	1 1/4	Ø300/Ø220
300	1 1/4	2"	1/2"	1/2"	1 1/4	1 1/4	1 1/4	1 1/2	1 1/4	1 1/4	Ø300/Ø220
500	1 1/4	2"	1/2"	1/2"	1 1/4	1 1/4	1 1/4	1 1/2	1 1/4	1 1/4	Ø300/Ø220
800	1 1/4	1 1/4	1/2"	1/2"	1 1/4	1 1/4	1 1/4	1 1/2	1 1/4	1 1/4	Ø380/Ø300
1000	1 1/4	1 1/4	1/2"	1/2"	1 1/4	1 1/4	1 1/4	1 1/2	1 1/4	1 1/4	Ø380/Ø300
1500	1 1/4	1 1/4	1/2"	1/2"	1 1/4	2"	2"	1 1/2	1 1/4	1 1/4	Ø380/Ø300
2000	1 1/4	1 1/4	1/2"	1/2"	1 1/4	2"	2"	1 1/2	1 1/4	1 1/4	Ø430/Ø350
2500	1 1/4	1 1/4	1/2"	1/2"	1 1/4	2 1/2	2 1/2	1 1/2	1 1/4	1 1/4	Ø430/Ø350
3000	1 1/4	1 1/4	1/2"	1/2"	1 1/4	3"	3"	1 1/2	1 1/4	1 1/4	Ø430/Ø350
4000	1 1/4	1 1/4	1/2"	1/2"	1 1/4	3"	3"	1 1/2	1 1/4	1 1/4	Ø430/Ø350
5000	1 1/4	1 1/4	1/2"	1/2"	1 1/4	3"	3"	1 1/2	1 1/4	1 1/4	Ø430/Ø350

Size chart

Cap. l	Øe mm	Ht mm	R* mm	A1 mm	C1 mm	E1 mm	E2 mm	F mm	I mm	K1 mm	K2 mm	Q1** mm
200	650	1470	1610	275	1115	575	1115	725	915	275	915	375
300	750	1510	1690	295	1135	595	1135	745	965	295	965	395
500	800	1950	2110	270	1670	570	1670	970	1410	270	1110	370
800	990	1940	2200	395	1545	695	1545	970	1385	395	1235	535
1000	1000	2210	2445	405	1805	705	1805	1105	1445	405	1245	545
1500	1250	2225	2555	425	1815	725	1815	1115	1455	425	1265	555
2000	1450	2305	2725	460	1850	760	1850	1150	1490	460	1300	615
2500	1400	2530	2895	460	2100	760	2100	1275	1600	460	1300	615
3000	1450	2800	3155	475	2365	775	2365	1415	1645	475	1315	630
4000	1600	2880	3295	530	2400	830	2400	1450	1680	530	1370	665
5000	1800	2910	3425	530	2400	830	2400	1450	1680	530	1370	665


R*: reversal quota

Q1**: Height from inspection hole center to the ground



**Download additional
content**

 go.fiorinigroup.it/eng/content



fiorini

Fiorini Industries S.r.l.
Ph. +39 0543 723197 – Fax +39 0543 720413
Via Zampeschi 119 – 47122 Forlì (FC) – Italy
www.fiorini-industries.com