

NFPA® 17A

Standard for Wet Chemical Extinguishing Systems

2013 Edition



NFPA, 1 Batterymarch Park, Quincy, MA 02169-7471
An International Codes and Standards Organization

IMPORTANT NOTICES AND DISCLAIMERS CONCERNING NFPA® DOCUMENTS
NOTICE AND DISCLAIMER OF LIABILITY CONCERNING THE USE OF NFPA DOCUMENTS

NFPA® codes, standards, recommended practices, and guides (“NFPA Documents”), of which the document contained herein is one, are developed through a consensus standards development process approved by the American National Standards Institute. This process brings together volunteers representing varied viewpoints and interests to achieve consensus on fire and other safety issues. While the NFPA administers the process and establishes rules to promote fairness in the development of consensus, it does not independently test, evaluate, or verify the accuracy of any information or the soundness of any judgments contained in NFPA Documents.

The NFPA disclaims liability for any personal injury, property or other damages of any nature whatsoever, whether special, indirect, consequential or compensatory, directly or indirectly resulting from the publication, use of, or reliance on NFPA Documents. The NFPA also makes no guaranty or warranty as to the accuracy or completeness of any information published herein.

In issuing and making NFPA Documents available, the NFPA is not undertaking to render professional or other services for or on behalf of any person or entity. Nor is the NFPA undertaking to perform any duty owed by any person or entity to someone else. Anyone using this document should rely on his or her own independent judgment or, as appropriate, seek the advice of a competent professional in determining the exercise of reasonable care in any given circumstances.

The NFPA has no power, nor does it undertake, to police or enforce compliance with the contents of NFPA Documents. Nor does the NFPA list, certify, test, or inspect products, designs, or installations for compliance with this document. Any certification or other statement of compliance with the requirements of this document shall not be attributable to the NFPA and is solely the responsibility of the certifier or maker of the statement.

REMINDER: UPDATING OF NFPA DOCUMENTS

Users of NFPA codes, standards, recommended practices, and guides (“NFPA Documents”) should be aware that NFPA Documents may be amended from time to time through the issuance of Tentative Interim Amendments or corrected by Errata. An official NFPA Document at any point in time consists of the current edition of the document together with any Tentative Interim Amendment and any Errata then in effect.

In order to determine whether an NFPA Document has been amended through the issuance of Tentative Interim Amendments or corrected by Errata, visit the Document Information Pages on NFPA’s website. The Document Information Pages provide up-to-date, document specific information including any issued Tentative Interim Amendments and Errata.

To access the Document Information Page for a specific NFPA Document go to <http://www.nfpa.org/document> for a list of NFPA Documents, and click on the appropriate Document number (e.g., NFPA 101). In addition to posting all existing Tentative Interim Amendments and Errata, the Document Information Page also includes the option to sign-up for an “Alert” feature to receive an email notification when new updates and other information are posted regarding the document.

IMPORTANT NOTICES AND DISCLAIMERS CONCERNING NFPA® DOCUMENTS

ADDITIONAL NOTICES AND DISCLAIMERS

Updating of NFPA Documents

Users of NFPA codes, standards, recommended practices, and guides (“NFPA Documents”) should be aware that these documents may be superseded at any time by the issuance of new editions or may be amended from time to time through the issuance of Tentative Interim Amendments. An official NFPA Document at any point in time consists of the current edition of the document together with any Tentative Interim Amendments and any Errata then in effect. In order to determine whether a given document is the current edition and whether it has been amended through the issuance of Tentative Interim Amendments or corrected through the issuance of Errata, consult appropriate NFPA publications such as the National Fire Codes® Subscription Service, visit the NFPA website at www.nfpa.org, or contact the NFPA at the address listed below.

Interpretations of NFPA Documents

A statement, written or oral, that is not processed in accordance with Section 6 of the Regulations Governing Committee Projects shall not be considered the official position of NFPA or any of its Committees and shall not be considered to be, nor be relied upon as, a Formal Interpretation.

Patents

The NFPA does not take any position with respect to the validity of any patent rights referenced in, related to, or asserted in connection with an NFPA Document. The users of NFPA Documents bear the sole responsibility for determining the validity of any such patent rights, as well as the risk of infringement of such rights, and the NFPA disclaims liability for the infringement of any patent resulting from the use of or reliance on NFPA Documents.

NFPA adheres to the policy of the American National Standards Institute (ANSI) regarding the inclusion of patents in American National Standards (“the ANSI Patent Policy”), and hereby gives the following notice pursuant to that policy:

NOTICE: The user’s attention is called to the possibility that compliance with an NFPA Document may require use of an invention covered by patent rights. NFPA takes no position as to the validity of any such patent rights or as to whether such patent rights constitute or include essential patent claims under the ANSI Patent Policy. If, in connection with the ANSI Patent Policy, a patent holder has filed a statement of willingness to grant licenses under these rights on reasonable and nondiscriminatory terms and conditions to applicants desiring to obtain such a license, copies of such filed statements can be obtained, on request, from NFPA. For further information, contact the NFPA at the address listed below.

Law and Regulations

Users of NFPA Documents should consult applicable federal, state, and local laws and regulations. NFPA does not, by the publication of its codes, standards, recommended practices, and guides, intend to urge action that is not in compliance with applicable laws, and these documents may not be construed as doing so.

Copyrights

NFPA Documents are copyrighted. They are made available for a wide variety of both public and private uses. These include both use, by reference, in laws and regulations, and use in private self-regulation, standardization, and the promotion of safe practices and methods. By making these documents available for use and adoption by public authorities and private users, the NFPA does not waive any rights in copyright to these documents.

Use of NFPA Documents for regulatory purposes should be accomplished through adoption by reference. The term “adoption by reference” means the citing of title, edition, and publishing information only. Any deletions, additions, and changes desired by the adopting authority should be noted separately in the adopting instrument. In order to assist NFPA in following the uses made of its documents, adopting authorities are requested to notify the NFPA (Attention: Secretary, Standards Council) in writing of such use. For technical assistance and questions concerning adoption of NFPA Documents, contact NFPA at the address below.

For Further Information

All questions or other communications relating to NFPA Documents and all requests for information on NFPA procedures governing its codes and standards development process, including information on the procedures for requesting Formal Interpretations, for proposing Tentative Interim Amendments, and for proposing revisions to NFPA documents during regular revision cycles, should be sent to NFPA headquarters, addressed to the attention of the Secretary, Standards Council, NFPA, 1 Batterymarch Park, P.O. Box 9101, Quincy, MA 02269-9101; email: stds_admin@nfpa.org

For more information about NFPA, visit the NFPA website at www.nfpa.org.

Copyright © 2013 National Fire Protection Association®. All Rights Reserved.

NFPA® 17A
Standard for
Wet Chemical Extinguishing Systems
2013 Edition

This edition of NFPA 17A, *Standard for Wet Chemical Extinguishing Systems*, was prepared by the Technical Committee on Dry and Wet Chemical Extinguishing Systems. It was issued by the Standards Council on November 27, 2012, with an effective date of December 17, 2012, and supersedes all previous editions.

This edition of NFPA 17A was approved as an American National Standard on December 17, 2012.

Origin and Development of NFPA 17A

On April 6, 1983, the Standards Council received a request to assign the subject of wet chemical extinguishing systems to the appropriate committee. Listed systems had been available for some time. After the Foam Committee declined the request, the Dry Chemical Extinguishing Systems Committee, which had been activated in 1952, was asked to assume responsibility for the project. In May 1983, that committee voted to accept the assignment and requested that the Standards Council expand the Committee Scope to include the new topic. The Committee also requested that the new document be identified as NFPA 17A, *Standard for Wet Chemical Extinguishing Systems*. A subcommittee met in June 1983 to develop the text. In November 1984, the Council approved a request to change the name of the Committee to the Committee on Dry and Wet Chemical Extinguishing Systems. The first edition of NFPA 17A was in 1986; the 1990 edition was a partial revision of the 1986 edition.

The 1994 edition was rewritten to more clearly state the requirements and to separate the mandatory requirements from the nonmandatory recommendations to assist in making the document more usable, enforceable, and adoptable.

The 1998 edition of this standard was revised to clarify the requirements for protection of unclosable openings and equipment shutdown.

The changes to the 2002 edition consisted of an editorial reformatting of the standard to comply with the *Manual of Style for NFPA Technical Committee Documents*. Technical changes included clarification of requirements for fuel and power shutoff upon actuation of the system and rewriting the requirement for simultaneous systems operation.

Changes to the 2009 edition clarified inspection, maintenance, and service requirements and qualifications for service personnel.

Revisions to the 2013 edition of this standard clarify requirements for inspection and maintenance and add new requirements for installation acceptance.

Technical Committee on Dry and Wet Chemical Extinguishing Systems

David A. de Vries, Chair
Firetech Engineering Inc., IL [SE]

Larry Angle, M. Jacks Fire & Safety, TX [IM]
Rep. National Association of Fire Equipment Distributors
Art Black, Carmel Fire Protection Associates, CA [E]
Andrew Blum, Exponent, Inc., MD [SE]
Thomas C. Brown, The RJA Group, Inc., MD [SE]
Samuel S. Dannaway, S. S. Dannaway Associates, Inc., HI [SE]
Jack K. Dick, Heiser Logistics, Inc., NY [M]
Bradley T. Howard, Koorsen Fire & Security, OH [IM]
Bill Isemann, Guardian Fire Protection Services LLC, MD [IM]
Edward J. Kaminski, Clark County Fire Department, NV [E]
Thomas H. Kelly, Zurich Services Corporation, MI [I]
Doug Kline, Nowak Supply Fire Systems, IN [IM]
Rep. Fire Suppression Systems Association
William Klingenmaier, Tyco Fire Protection Products, WI [M]
Michael E. Luna, Intertek Testing Services, TX [RT]
Michael P. McGreal, Firedyne Engineering, PC, IL [SE]
Thomas L. McVerry III, DunnWell, LLC, NC [IM]
Stephen M. Micke, Fireman's Fund Insurance Company, CA [I]

Michael S. Mitchell, Boulder Fire Rescue Department, CO [E]
J. R. Nerat, UTC/Badger Fire Protection, MI [M]
Rep. NFPA Industrial Fire Protection Section
Erik G. Olsen, Chubb Group of Insurance Companies, NJ [I]
Robert B. Popa, Farmington Fire Department, NM [E]
Neal G. Pulvermacher, West Bend Mutual Insurance, WI [I]
Frederick Sanford, Liberty Mutual Insurance Company, MA [I]
Blake M. Shugarman, UL LLC, IL [RT]
Raymond A. Stacy, FM Approvals, MA [I]
Rep. FM Global
Laurie K. Szumla, All State Fire Equipment of WNY, NY [IM]
William Vegso, Buckeye Fire Equipment Company, NC [M]
Rep. Fire Equipment Manufacturers' Association
J. Craig Voelkert, Amerex Corporation, AL [M]
Richard W. Wood, City of Nashua Fire Rescue Department, NH [E]
Thomas Steven Wright, Fisher Engineering, Inc., AZ [SE]

Alternates

Richard J. Biehl, Tyco Suppression Systems, WI [M]
(Alt. to W. Klingenmaier)
Mark T. Conroy, Brooks Equipment Company, MA [M]
(Alt. to J. K. Dick)
Bruce J. Euler, Buckeye Fire Equipment Company, NC [M]
(Alt. to W. Vegso)
Stephen M. Hill, The RJA Group, Inc., MD [SE]
(Alt. to T. C. Brown)
Kevin Holly, Jr., UL LLC, IL [RT]
(Alt. to B. M. Shugarman)
Guy L. Jones, Jr., Amerex Corporation, AL [M]
(Alt. to J. C. Voelkert)
Robert Kasiski, FM Global, MA [I]
(Alt. to R. A. Stacy)

Richard T. Long, Jr., Exponent, Inc., MD [SE]
(Alt. to A. Blum)
Richard L. Lupien, UTC/Kidde-Fenwal, Inc., MA [M]
Rep. NFPA Industrial Fire Protection Section
(Alt. to J. R. Nerat)
Norbert W. Makowka, National Association of Fire Equipment Distributors, IL [IM]
(Alt. to L. Angle)
Scott M. Plumer, Liberty Mutual, MA [I]
(Alt. to F. Sanford)
Robert V. Scholes, Fireman's Fund Insurance Company, CA [I]
(Alt. to S. M. Micke)
Steven A. Sheldon, Fisher Engineering, Inc., AZ [SE]
(Alt. to T. S. Wright)

Nonvoting

Edward D. Leedy, Naperville, IL
(Member Emeritus)

Sandra Stanek, NFPA Staff Liaison

This list represents the membership at the time the Committee was balloted on the final text of this edition. Since that time, changes in the membership may have occurred. A key to classifications is found at the back of the document.

NOTE: Membership on a committee shall not in and of itself constitute an endorsement of the Association or any document developed by the committee on which the member serves.

Committee Scope: This Committee shall have primary responsibility for documents on the design, installation, operation, testing, maintenance, and use of dry and wet chemical extinguishing systems for fire protection.



Contents

Chapter 1 Administration	17A- 4	4.9 Assembly	17A- 6
1.1 Scope	17A- 4	Chapter 5 System Requirements	17A- 6
1.2 Purpose	17A- 4	5.1 General	17A- 6
1.3 Application	17A- 4	5.2 System Actuation	17A- 7
1.4 Retroactivity	17A- 4	5.3 Supervision	17A- 7
1.5 Equivalency	17A- 4	5.4 System Location	17A- 8
1.6 Units and Formulas	17A- 4	5.5 Discharge Nozzles	17A- 8
1.7 Qualifications	17A- 4	5.6 Special Requirements	17A- 8
Chapter 2 Referenced Publications	17A- 4	Chapter 6 Plans and Acceptance Tests	17A- 8
2.1 General	17A- 4	6.1 Specifications	17A- 8
2.2 NFPA Publications	17A- 4	6.2 Review and Certification	17A- 9
2.3 Other Publications	17A- 4	6.3 Plans	17A- 9
2.4 References for Extracts in Mandatory Sections	17A- 4	6.4 Approval of Installations	17A- 9
Chapter 3 Definitions	17A- 5	Chapter 7 Inspection, Maintenance, and Recharging	17A- 9
3.1 General	17A- 5	7.1 General	17A- 9
3.2 NFPA Official Definitions	17A- 5	7.2 Owner's Inspection	17A-10
3.3 General Definitions	17A- 5	7.3 Maintenance	17A-10
Chapter 4 Components	17A- 6	7.4 Recharging	17A-11
4.1 General	17A- 6	7.5 Hydrostatic Testing	17A-11
4.2 Detectors	17A- 6	Annex A Explanatory Material	17A-11
4.3 Discharge Nozzles	17A- 6	Annex B Systems for Protection of Mobile Equipment	17A-15
4.4 Operating Devices	17A- 6	Annex C Informational References	17A-15
4.5 Pipe and Fittings, Tubing, Hose	17A- 6	Index	17A-17
4.6 Wet Chemical	17A- 6		
4.7 Electrical Wiring and Equipment	17A- 6		
4.8 Indicators	17A- 6		

NFPA 17A

Standard for

Wet Chemical Extinguishing Systems

2013 Edition

IMPORTANT NOTE: This NFPA document is made available for use subject to important notices and legal disclaimers. These notices and disclaimers appear in all publications containing this document and may be found under the heading "Important Notices and Disclaimers Concerning NFPA Documents." They can also be obtained on request from NFPA or viewed at www.nfpa.org/disclaimers.

NOTICE: An asterisk (*) following the number or letter designating a paragraph indicates that explanatory material on the paragraph can be found in Annex A.

Changes other than editorial are indicated by a vertical rule beside the paragraph, table, or figure in which the change occurred. These rules are included as an aid to the user in identifying changes from the previous edition. Where one or more complete paragraphs have been deleted, the deletion is indicated by a bullet (•) between the paragraphs that remain.

A reference in brackets [] following a section or paragraph indicates material that has been extracted from another NFPA document. As an aid to the user, the complete title and edition of the source documents for extracts in mandatory sections of the document are given in Chapter 2 and those for extracts in informational sections are given in Annex C. Extracted text may be edited for consistency and style and may include the revision of internal paragraph references and other references as appropriate. Requests for interpretations or revisions of extracted text shall be sent to the technical committee responsible for the source document.

Information on referenced publications can be found in Chapter 2 and Annex C.

Chapter 1 Administration

1.1* Scope. The provisions of this standard apply to the design, installation, operation, testing, and maintenance of pre-engineered wet chemical fire extinguishing systems that discharge wet chemical from fixed nozzles and piping by means of expellant gas. It contains only the essential requirements and recommendations needed to make the standard workable in the hands of those skilled in this field.

1.2 Purpose. This standard is prepared for the use and guidance of those charged with the purchasing, designing, installing, testing, inspecting, approving, listing, operating, or maintaining of pre-engineered wet chemical fire-extinguishing systems in order that such equipment will function as intended throughout its life.

1.3 Application. Minimum requirements are specified for restaurant, commercial, and institutional hoods, plenums, ducts, and associated cooking appliances; mobile vehicle system applications are not currently addressed.

1.4 Retroactivity.

1.4.1 The provisions of this document are considered necessary to provide a reasonable level of protection from loss of life

and property from fire. They reflect situations and the state of the art at the time the standard was issued.

1.4.2 Unless otherwise noted, it is not intended that the provisions of this document be applied to facilities, equipment, structures, or installations that were existing or approved for construction or installation prior to the effective date of this document.

1.5 Equivalency. Nothing in this standard is intended to prevent the use of new methods or devices, provided sufficient technical data are submitted to the authority having jurisdiction to demonstrate that the new method or device is equivalent in quality, effectiveness, durability, and safety to that prescribed by this standard.

1.6 Units and Formulas.

1.6.1 When a primary value for measurement in U.S. customary units as given in this standard is followed by a parenthetical equivalent value in metric units, the primary U.S. customary value stated is to be regarded as the requirement.

1.6.1.1* Metric units of measurement in this standard are in accordance with the modernized metric system known as the International System of Units (SI).

1.6.1.2 The conversion procedure used for the SI units is to multiply the primary U.S. customary quantity by the conversion factor and then round the result if necessary to the appropriate number of significant digits.

1.7* Qualifications. Only trained persons shall be considered competent to design or lay out, install, and service wet chemical systems.

Chapter 2 Referenced Publications

2.1 General. The documents or portions thereof listed in this chapter are referenced within this standard and shall be considered part of the requirements of this document.

2.2 NFPA Publications. National Fire Protection Association, 1 Batterymarch Park, Quincy, MA 02169-7471.

NFPA 70®, *National Electrical Code*®, 2011 edition.

NFPA 72®, *National Fire Alarm and Signaling Code*, 2013 edition.

NFPA 96, *Standard for Ventilation Control and Fire Protection of Commercial Cooking Operations*, 2011 edition.

2.3 Other Publications.

2.3.1 UL Publications. Underwriters Laboratories Inc., 333 Pfingsten Road, Northbrook, IL 60062-2096.

ANSI/UL 300, *Fire Testing of Fire Extinguishing Systems for Protection of Commercial Cooking Equipment*, 2005, revised 2010.

2.3.2 Other Publications.

Merriam-Webster's Collegiate Dictionary, 11th edition, Merriam-Webster, Inc., Springfield, MA, 2003.

2.4 References for Extracts in Mandatory Sections.

NFPA 17, *Standard for Dry Chemical Extinguishing Systems*, 2013 edition.

NFPA 25, *Standard for the Inspection, Testing, and Maintenance of Water-Based Fire Protection Systems*, 2011 edition.

NFPA 72®, *National Fire Alarm and Signaling Code*, 2013 edition.

NFPA 820, *Standard for Fire Protection in Wastewater Treatment and Collection Facilities*, 2012 edition.



Chapter 3 Definitions

3.1 General. The definitions contained in this chapter shall apply to the terms used in this standard. Where terms are not defined in this chapter or within another chapter, they shall be defined using their ordinarily accepted meanings within the context in which they are used. *Merriam-Webster's Collegiate Dictionary*, 11th edition, shall be the source for the ordinarily accepted meaning.

3.2 NFPA Official Definitions.

3.2.1* Approved. Acceptable to the authority having jurisdiction.

3.2.2* Authority Having Jurisdiction (AHJ). An organization, office, or individual responsible for enforcing the requirements of a code or standard, or for approving equipment, materials, an installation, or a procedure.

3.2.3* Listed. Equipment, materials, or services included in a list published by an organization that is acceptable to the authority having jurisdiction and concerned with evaluation of products or services, that maintains periodic inspection of production of listed equipment or materials or periodic evaluation of services, and whose listing states that either the equipment, material, or service meets appropriate designated standards or has been tested and found suitable for a specified purpose.

3.2.4 Shall. Indicates a mandatory requirement.

3.2.5 Should. Indicates a recommendation or that which is advised but not required.

3.2.6 Standard. A document, the main text of which contains only mandatory provisions using the word “shall” to indicate requirements and which is in a form generally suitable for mandatory reference by another standard or code or for adoption into law. Nonmandatory provisions are not to be considered a part of the requirements of a standard and shall be located in an appendix, annex, footnote, informational note, or other means as permitted in the *Manual of Style for NFPA Technical Committee Documents*.

3.3 General Definitions.

3.3.1 Auxiliary Equipment. Listed equipment used in conjunction with the wet chemical systems, for example, to shut down power, fuel, or ventilation to the hazard being protected or to initiate signaling devices.

3.3.2 Discharge Nozzle. Device from which the extinguishing agent is discharged to provide for suppression of a fire in the designated hazard.

3.3.3 Duct.

3.3.3.1 Branch Duct. The duct work that contains the exhaust air from a single hood or hazard area.

3.3.3.2 Common Duct. The duct work containing the exhaust air from two or more branch ducts.

3.3.4 Expellant Gas. The medium used to discharge extinguishing agent from its container.

3.3.5 Indicator. A mechanical or electrical device that shows when an extinguishing system or critical component of it is ready to operate or if it has already operated.

3.3.6* Inspection. A visual examination of a system or portion thereof to verify that it appears to be in operating condition and is free of physical damage. [820, 2012]

3.3.7 Liquid Agent. See 3.3.22, Wet Chemical.

3.3.8 Maintenance. Work, including, but not limited to, repair, replacement, and service, performed to ensure that equipment operates properly. [72, 2013]

3.3.9 Manual.

3.3.9.1* Manufacturer's Design, Installation, and Maintenance Manual. The document referenced for design, installation, and maintenance of the listed wet chemical extinguishing system equipment.

3.3.9.2 Owner's Manual. A pamphlet containing the manufacturer's specifications for the proper inspection and operation of the extinguishing system.

3.3.10* Operating Devices. Mechanical, electrical, or pneumatic devices involved in the operation of a system.

3.3.11 Operation.

3.3.11.1 Automatic Operation. Operation without human intervention. This operation includes, but is not limited to, heat, rate of heat rise, smoke, or pressure change. [25, 2011]

3.3.11.2 Manual Operation. Operation of a system or its components through human action. [25, 2011]

3.3.12 Pipe. Circular conduit for conveying the extinguishing agent to the discharge nozzle(s). Wherever *pipe* is used in this standard, it is understood to also mean *tube*. [17, 2013]

3.3.13* Pre-Engineered Systems. Those systems having predetermined flow rates, nozzle pressures, and quantities of extinguishing agent and having specific pipe size, maximum and minimum pipe lengths, flexible hose specifications, number of fittings, and number and types of nozzles.

3.3.14 Recharge. The replacement of the extinguishing agent and expellant gas.

3.3.15 Servicing. Performing maintenance, recharging, or hydrostatic testing.

3.3.16 Shutoff Devices. Devices that operate simultaneously with the extinguishing system to shut off fuel and power to appliances protected by the system and other appliances required to be shut off upon operation of the system.

3.3.17 Signal. A status indication communicated by electrical or other means. [72, 2013]

3.3.18 Trained. A person who has undergone the instructions necessary to safely design, install, and reliably perform the maintenance and recharge service in accordance with the manufacturer's design, installation, and maintenance manual. [17, 2013]

3.3.19 Transport Canada (TC). The department that has jurisdiction over design and transportation of compressed gas cylinders and cartridges in Canada.

3.3.20 U.S. Department of Transportation (DOT). The department that has jurisdiction over the design and transportation of compressed gas cylinders and cartridges in the United States.

3.3.21 Wet Agent. See 3.3.22, Wet Chemical.

3.3.22* Wet Chemical. Normally an aqueous solution of organic or inorganic salts or a combination thereof that forms an extinguishing agent.

Chapter 4 Components

4.1 General. Only system components referenced or permitted in the manufacturer's design, installation, and maintenance manual or alternative components that are listed for use with the specific extinguishing system shall be used.

4.2 Detectors. Detectors shall be listed or approved devices that are capable of detecting heat.

4.3 Discharge Nozzles. (See also Section 5.5.)

4.3.1 Discharge nozzles shall be listed for their intended use.

4.3.1.1 Discharge nozzles shall be provided with an internal strainer or a separate listed strainer located immediately upstream of the nozzle.

4.3.1.2 Discharge nozzles shall be of brass, stainless steel, or other corrosion-resistant materials or be protected inside and out against corrosion.

4.3.1.3 Discharge nozzles shall be made of noncombustible materials and shall withstand the expected fire exposure without deformation.

4.3.1.4* Discharge nozzles shall be permanently marked for identification.

4.3.1.5 All discharge nozzles shall be provided with caps or other suitable devices to prevent the entrance of grease vapors, moisture, environmental contaminants, or other foreign materials into the piping.

4.3.1.6 The protection device shall blow off, blow open, or blow out upon agent discharge.

4.4 Operating Devices.

4.4.1 Operating devices shall be listed.

4.4.2 All operating devices shall be designed for the service they will encounter, shall not be rendered inoperative or susceptible to accidental operation, and shall operate at least from 32°F to 120°F (0°C to 49°C).

4.4.3 Manual Actuators.

4.4.3.1 Manual actuators shall not require a force of more than 40 lb (178 N).

4.4.3.2 Manual actuators shall not require a movement of more than 14 in. (356 mm) to secure operation.

4.4.3.3 All manual actuators shall be provided with operating instructions.

4.4.3.4 These instructions shall be permitted to include the use of pictographs and shall have lettering at least ¼ in. (6.35 mm) in height.

4.4.3.5 All readily accessible manual operating devices shall identify the hazards they protect. (See 5.2.1.10.)

4.4.4 Shutoff Devices.

4.4.4.1 On actuation of any cooking equipment fire-extinguishing system, all sources of fuel and electric power that produce heat to all equipment protected by the system shall be shut down.

4.4.4.2 Gas appliances not requiring protection but located under the same ventilation equipment shall also be shut off.

4.4.4.3 Steam supplied from an external source shall not be required to be shut down.

4.4.4.4 Solid fuel cooking operations shall not be required to be shut down.

4.4.4.5 Exhaust fans and dampers shall not be required to be shut down on system actuation as the systems have been tested under both zero- and high-velocity flow conditions.

4.4.4.6 If the expellant gas is used to pneumatically operate these devices, the gas connection shall be prior to entry into the wet chemical tank.

4.4.4.7 Shutoff devices shall require manual resetting prior to fuel or power being restored.

4.5 Pipe and Fittings, Tubing, Hose.

4.5.1* General. Pipe and associated fittings shall be of non-combustible material having physical and chemical characteristics compatible with the wet chemical solution.

4.5.2 Galvanized pipe and fittings shall not be used unless specifically listed with the system.

4.5.3 The pressure rating of the pipe fittings and connection joints shall withstand the maximum expected pressure in the piping system.

4.5.4 Pipe, tubing, hose, and types of fitting materials shall be in accordance with the manufacturer's design, installation, and maintenance manual.

4.6 Wet Chemical.

4.6.1* The wet chemical used in the system shall be listed for the particular system as specified by the manufacturer of the wet chemical system.

4.6.2 Wet chemical solutions of different formulations or different manufacturers shall not be mixed.

4.7 Electrical Wiring and Equipment. Electrical wiring and equipment shall be installed in accordance with *NFPA 70, National Electrical Code*, or the requirements of the authority having jurisdiction.

4.8 Indicators. Wet chemical systems shall be provided with an audible or visual indicator to show that the system is in a ready condition or is in need of recharging.

4.9 Assembly.

4.9.1* During assembly, the piping system shall be examined internally to detect and remove contaminants or other foreign materials.

4.9.2 All extinguishing agent storage containers shall be examined to ensure that they are fastened securely to their mounting brackets.

Chapter 5 System Requirements

5.1 General. Wet chemical fire-extinguishing systems for use in cooking operations shall comply with ANSI/UL 300, *Fire Testing of Fire Extinguishing Systems for Protection of Commercial Cooking Equipment*.

5.1.1 Use. Hazards and equipment that can be protected using wet chemical extinguishing systems shall include the following:



- (1) Restaurant, commercial, and institutional hoods
- (2) Plenums, ducts, and filters with their associated cooking appliances
- (3) Special grease removal devices
- (4) Odor control devices
- (5) Energy recovery devices installed in the exhaust system

5.1.2 Applications. NFPA 96, *Standard for Ventilation Control and Fire Protection of Commercial Cooking Operations*, and the manufacturer's design, installation, and maintenance manual shall be consulted for system limitations and applications for which wet chemical extinguishing systems for commercial cooking operations are considered satisfactory protection.

5.1.2.1 Equipment, listed or otherwise, that provides secondary filtration or air pollution control and that is installed in the path of travel of exhaust products shall be provided with an approved automatic fire suppression system, installed in accordance with the automatic fire suppression system manufacturer's instructions and in accordance with NFPA 96, *Standard for Ventilation Control and Fire Protection of Commercial Cooking Operations*.

5.1.2.2 Each protected cooking appliance, individual hood, and branch exhaust duct directly connected to the hood shall be protected by a system or systems designed and installed for simultaneous operation.

5.1.2.3 Where two or more hazards can be simultaneously involved in fire by reason of their proximity, the hazards shall be protected by either of the following:

- (1) Individual systems installed on each hazard to operate simultaneously
- (2) A single system designed and installed to protect all hazards that can be simultaneously involved

5.1.2.4 Any hazard that will allow fire propagation from one area to another shall constitute a single fire hazard.

5.2 System Actuation.

5.2.1 All systems shall have both automatic and manual methods of actuation.

5.2.1.1 The automatic and manual means of system actuation, external to the control head or releasing device, shall be separate and independent of each other so that a failure of one will not impair the operation of the other.

5.2.1.2 When a listed releasing mechanism is used employing a single line for mechanical detection and remote manual control, the remote manual control shall be installed inline, prior to all detection devices, so malfunction of one does not impede operation of the other.

5.2.1.3 Automatic detection and system actuation shall be in accordance with the manufacturer's design, installation, and maintenance manual.

5.2.1.4 All devices necessary for proper operation of the system shall function simultaneously with the system operation.

5.2.1.5 Operation of any manual actuator shall be all that is required to bring about the full operation of the system.

5.2.1.6 At least one manual actuator shall be provided for each system.

5.2.1.7 All operating devices shall be designed, located, installed, or protected so that they are not subject to mechanical, environmental, or other conditions that could render them inoperative or cause inadvertent operation of the system.

5.2.1.8 An audible or visual indicator shall be provided to show that the system has operated, that personnel response is needed, and that the system is in need of recharge.

5.2.1.9 The extinguishing system shall be connected to the fire alarm system, if provided, in accordance with the requirements of NFPA 72, *National Fire Alarm and Signaling Code*, so that the actuation of the extinguishing system will sound the fire alarm.

5.2.1.10* A readily accessible means for manual actuation shall be located in a path of egress.

5.2.1.10.1 When manual actuation is used for cooking-related protection, the manual actuation device shall be installed no more than 48 in. (1200 mm) and no less than 42 in. (1067 mm) above the floor.

5.2.1.10.2 The manual actuation device shall clearly identify the hazard protected.

5.2.1.11 At least one manual actuation device shall be located in accordance with NFPA 96, *Standard for Ventilation Control and Fire Protection of Commercial Cooking Operations*, or as directed by the authority having jurisdiction, within the limitations of the manufacturer's design, installation, and maintenance manual.

5.2.1.12 Automatic systems protecting only common exhaust ducts shall not require a manual actuator.

5.2.1.13 The means for manual actuation shall be mechanical and shall not rely on electrical power for actuation.

5.2.1.14 Electrical power shall be permitted to be used for manual actuation if electrical supervision and a reserve power supply are provided in accordance with 5.3.1.

5.3 Supervision.

5.3.1 Where electrical power is required to operate the fixed automatic fire-extinguishing system, the system shall be monitored by a supervisory alarm with a reserve power supply provided.

5.3.1.1 Where supervision of any or all of the following is provided, it shall be designed and installed to give an indication of trouble in the following:

- (1) Automatic detection system
- (2) Electrical actuation circuit
- (3) Electrical power supply

5.3.1.2 Signals indicating the failure of supervised devices or equipment shall give prompt and positive indication of any failure and shall be distinct from signals indicating operation or hazardous conditions.

5.3.2 Where fixed automatic fire-extinguishing systems include automatic mechanical detection and actuation as a backup detection system, electrical power required for automatic operation shall not require monitoring or a reserve power supply.

5.3.3 Where fixed automatic fire-extinguishing systems are interconnected or interlocked with the cooking equipment power sources so that if the fire-extinguishing system becomes inoperable due to power failure, all sources of fuel and heat to all cooking appliances serviced by that hood shall automatically shut off, and electrical power monitoring shall not be required.

5.4* System Location.

5.4.1 Wet chemical containers and expellant gas assemblies shall be located within the temperature range specified in the manufacturer's design, installation, and maintenance manual.

5.4.2 If ambient temperatures outside the manufacturer's operating temperature range are expected, protection shall be provided to maintain the temperature within the listed range.

5.4.3 Wet chemical containers and expellant gas assemblies shall not be located where they could be subjected to mechanical, chemical, or other damage.

5.4.4 Where damage due to chemical or mechanical exposure is expected, protective devices such as enclosures or guards acceptable to the authority having jurisdiction shall be provided.

5.4.5 Wet chemical containers and expellant gas assemblies shall be accessible for inspection, maintenance, and recharge.

5.4.6 Wet chemical containers and expellant gas assemblies shall be located per the manufacturer's limitations but not where they will be exposed to the fire.

5.5 Discharge Nozzles. All discharge nozzles shall be located to minimize damage or misalignment and be within the limitations and constraints of the manufacturer's design, installation, and maintenance manual. (See Section 4.3.)

5.6 Special Requirements.

5.6.1 Systems protecting two or more hoods or plenums, or both, that meet the requirements of 5.1.2.3 shall be installed to ensure the simultaneous operation of all systems protecting the hoods, plenums, and associated cooking appliances located below the hoods.

5.6.1.1 The building owner(s) or the owner's agent shall be responsible for the protection of any common exhaust ducts used by more than one tenant.

5.6.1.2 The tenant shall be responsible for the protection of common exhaust duct(s) serving hoods located within the tenant's space and up to the point of connection to the building owner's common exhaust duct.

5.6.1.3 The tenant's common duct shall be considered a branch duct to the building owner's common duct.

5.6.1.4 At least one fusible link or heat detector shall be installed within each exhaust duct opening in accordance with the manufacturer's listing.

5.6.1.5 A fusible link or heat detector shall be provided above each protected cooking appliance and in accordance with the extinguishing system manufacturer's design, installation, and maintenance manual.

5.6.1.5.1 Fusible links or heat detectors located at or within 12 in. (305 mm) into the exhaust duct opening and above the protected appliance shall be permitted to meet the requirements of 5.6.1.5.

5.6.1.5.2 A single listed detection device shall be permitted for more than one appliance when installed in accordance with the system's listing.

5.6.1.6 Where the pipe or other conduit penetrates a duct or hood, the penetration shall have a liquidtight continuous external weld or shall be sealed by a listed device.

5.6.2 Protection of Common Exhaust Duct.

5.6.2.1 Common exhaust ducts shall be protected by one of the following methods:

- (1)*Simultaneous operation of all independent hood, duct, and appliance protection systems
- (2)*Simultaneous operation of any hood, duct, and appliance protection system and the system(s) protecting the entire common exhaust duct

5.6.2.1.1 A fusible link or other mechanically operated heat detection device from the common duct fire-extinguishing system shall be located at each branch duct-to-common duct connection where electrical operation of the common duct fire-extinguishing system does not meet the requirements of 5.3.1.

5.6.2.1.2 Where a fusible link or mechanically operated heat detector is located at a branch duct-to-common duct connection, an access panel shall be installed in accordance with NFPA 96, *Standard for Ventilation Control and Fire Protection of Commercial Cooking Operations*, to enable servicing of the detector where the detector is not accessible from the branch duct connection to the exhaust hood.

5.6.2.2 All sources of fuel or heat to appliances served by the common exhaust duct shall be shut down upon actuation of any protection system in accordance with 4.4.4.

5.6.3* Ignition sources contained within any exhaust system shall be protected and have a separate detection system that is in accordance with the manufacturer's specifications and that is approved by the authority having jurisdiction.

5.6.3.1 Either a common extinguishing system shall be provided to protect both the ignition source(s) contained within an exhaust system and the exhaust system itself, or separate extinguishing systems shall be provided to protect the exhaust system and the ignition sources which shall be arranged for simultaneous automatic operation upon actuation of any one of those systems.

5.6.3.1.1 A secondary filtration or air pollution control unit, whether or not it includes an ignition source, shall be protected either with a separate automatic fire suppression system designed to operate simultaneously with the activation of the automatic fire suppression system protecting the ventilation hood(s) being served or with a single automatic fire suppression system that protects both the secondary filtration or air pollution control unit and the hood(s) being served.

5.6.4 Movable cooking equipment shall be provided with a means to ensure that it is correctly positioned in relation to the appliance discharge nozzle during cooking operations.

Chapter 6 Plans and Acceptance Tests

6.1* Specifications. Specifications for wet chemical fire-extinguishing systems shall be drawn up by or under the supervision of a trained person and with the advice of the authority having jurisdiction.

6.1.1 The following items shall be included in the specifications:

- (1) Designation of the authority having jurisdiction and indication of whether plans are required



- (2) Statement that the installation conforms to this standard and meets the approval of the authority having jurisdiction
- (3) Indication that only equipment referenced in the manufacturer's design, installation, and maintenance manual or alternative suppliers' components that are listed for use with the specific extinguishing system shall be used
- (4) Identification of special auxiliary devices acceptable to the system manufacturer and the authority having jurisdiction
- (5) List of the specific tests, if any, that are required
- (6) Identification of the hazard to be protected, including such information as physical dimensions, cooking appliances, energy sources for each appliance, and air-handling equipment

6.2* Review and Certification. Design and installation of systems shall be performed only by persons properly trained and qualified to design and/or install the specific system being provided. The installer shall provide certification to the authority having jurisdiction that the installation complies with the terms of the listing and the manufacturer's instructions and/or approved design.

6.3 Plans. Where plans are required, the responsibility for their preparation shall be entrusted only to trained persons.

6.3.1 The plans shall be drawn to an indicated scale or shall be suitably dimensioned and shall be reproducible.

6.3.2 The plans shall contain sufficient detail to enable the authority having jurisdiction to evaluate the protection of the hazard(s).

6.3.3 The details on the system shall include the following:

- (1) Size, length, and arrangement of connected piping
- (2) Description and location of nozzles

6.3.4 Information shall be submitted pertaining to the following:

- (1) The location and function of detection devices
- (2) Operating devices
- (3) Auxiliary equipment
- (4) Electrical circuitry

6.3.5 Approval of Plans. Where plans are required, they shall be submitted to the authority having jurisdiction for approval before work starts.

6.3.6 Where field conditions necessitate any substantial change from the approved plan, the as-installed plans shall be submitted to the authority having jurisdiction for approval.

6.4 Approval of Installations.

6.4.1 General. It shall be verified that the appliances, hoods, and ducts are properly protected with nozzles and positioned in accordance with the manufacturer's design, installation, and maintenance manual.

6.4.2 Mechanical Components.

6.4.2.1 It shall be verified that nozzle sizes and pipe sizes are in accordance with the manufacturer's design, installation, and maintenance manual.

6.4.2.2 It shall be verified that piping supports are securely fastened.

6.4.3 Appliances. It shall be verified that the installed appliances are the same and in the same locations as the approved system design.

6.4.4 Piping Integrity Test.

6.4.4.1 Prior to the test required by 6.4.4.2, piping shall be physically checked for tightness.

6.4.4.2* A test using nitrogen or dry air shall be performed on the piping network at a pressure not to exceed the normal operating pressure of the extinguishing system.

6.4.4.2.1 The test shall verify that nitrogen or dry air has discharged out of each nozzle in the system.

6.4.4.2.2 The method of verification shall be acceptable to the authority having jurisdiction.

6.4.4.2.3 The piping shall not be hydrostatically tested.

6.4.5 Labeling. The labeling of devices with proper designations and instructions shall be verified.

6.4.6 Building Alarm System. Where the system is connected to a building alarm system, verification that alarm-sounding or notification devices and remote annunciation devices are functional shall be required.

6.4.7 Review of Manual Release Devices. Verification that all manual devices (manual pull stations) are readily accessible and accurately identified shall be required.

6.4.8 System Operational Tests. System operational tests shall be performed in accordance with the manufacturer's design, installation, and maintenance manual and include functional tests of the automatic detection system, the manual release devices, the gas shutoff, the shutoff of makeup air supplied internally to a hood, and the electrical power shutdown.

6.4.9 Releasing Control Panel.

6.4.9.1 Where a releasing control panel is provided, verification that it is connected to a dedicated circuit and labeled properly shall be required.

6.4.9.2 Where a releasing control panel is provided, verification that it is readily accessible and restricted from unauthorized personnel shall be required.

6.4.10 Return of System to Operational Condition.

6.4.10.1 Verification that each extinguishing agent storage container is reconnected and the system has been returned to its fully operational condition shall be required.

6.4.10.2 After completion of functional testing, if the system is connected to an alarm-receiving office, the alarm-receiving office and all concerned personnel at the end user's facility shall be notified that the fire system test is complete and that the system has been returned to full-service operational condition.

6.4.10.3* The installing contractor shall complete and sign an acceptance test report acceptable to the authority having jurisdiction.

6.4.10.4 The owner shall be provided with a copy of the manufacturer's design, installation, and maintenance manual or the owner's manual.

Chapter 7 Inspection, Maintenance, and Recharging

7.1 General. The responsibility for inspection, testing, maintenance, and recharging of the fire protection system shall ultimately be that of the owner(s) of the system, provided that

this responsibility has not been transferred in written form to a management company, tenant, or other party.

7.2 Owner's Inspection.

7.2.1 On a monthly basis, inspection shall be conducted in accordance with the manufacturer's design, installation, and maintenance manual or the owner's manual.

7.2.2 At a minimum, the inspection shall include verification of the following:

- (1) The extinguishing system is in its proper location.
- (2) The manual actuators are unobstructed.
- (3) The tamper indicators and seals are intact.
- (4) The maintenance tag or certificate is in place.
- (5) No obvious physical damage or condition exists that might prevent operation.
- (6) The pressure gauge(s), if provided, has been inspected physically or electronically to ensure it is in the operable range.
- (7) The nozzle blowoff caps, where provided, are intact and undamaged.
- (8) The hazard has not changed, including replacement, modification, and relocation of protected equipment.

7.2.3 If any deficiencies are found, appropriate corrective action shall be taken immediately.

7.2.3.1 Where the corrective action involves maintenance, it shall be conducted by a service technician as outlined in 7.3.1.

7.2.4 Personnel making inspections shall keep records for those extinguishing systems that were found to require corrective actions.

7.2.5 At least monthly, the date the inspection is performed and the initials of the person performing the inspection shall be recorded.

7.2.6 The records shall be retained for the period between the semiannual maintenance inspections.

7.3 Maintenance.

7.3.1* A service technician who performs maintenance on an extinguishing system shall be trained and shall have passed a written or online test that is acceptable to the authority having jurisdiction.

7.3.1.1 The service technician shall possess a certification document confirming the requirements in 7.3.1 and issued by the manufacturer or testing organization that is acceptable to the authority having jurisdiction.

7.3.2* A service technician who has the applicable manufacturer's design, installation, and maintenance manual and service bulletins shall service the wet chemical fire-extinguishing system at intervals of no more than 6 months as outlined in 7.3.3.

7.3.3* At least semiannually and after any system activation, maintenance shall be conducted in accordance with the manufacturer's design, installation, and maintenance manual.

7.3.3.1 Maintenance shall include the following:

- (1) A check to see that the hazard has not changed
- (2) An examination of all detectors, the expellant gas container(s), the agent container(s), releasing devices, piping, hose assemblies, nozzles, signals, all auxiliary equip-

ment, and the liquid level of all nonpressurized wet chemical containers

(3)*Verification that the agent distribution piping is not obstructed

7.3.3.2* Where maintenance of any wet chemical containers reveals conditions such as, but not limited to, corrosion or pitting in excess of the manufacturer's limits; structural damage; fire damage; or repairs by soldering, welding, or brazing, the affected container shall be hydrostatically tested in accordance with Section 7.5 or replaced in accordance with the instructions of the manufacturer or the listing agency.

7.3.3.3 Where maintenance of any wet chemical system components reveals conditions such as, but not limited to, corrosion or pitting in excess of the manufacturer's limits, structural damage, or fire damage, the affected part(s) shall be replaced.

7.3.3.4* All wet chemical systems shall be tested, which shall include operation of the detection system signals and releasing devices, including manual stations and other associated equipment.

7.3.3.5 Where maintenance of the system(s) reveals defective parts that could cause an impairment or failure of proper operation of the system(s), the affected parts shall be replaced or repaired in accordance with the manufacturer's instructions.

7.3.3.5.1 Until such repairs are accomplished, the systems shall be tagged as impaired, and the owner or owner's representative responsible for the system and, where required, the authority having jurisdiction shall be notified of the impairment.

7.3.3.5.2 When all repairs have been accomplished and the system has been restored to full operating conditions, all previously notified parties shall be informed that the system is in the full operating condition.

7.3.3.6 The maintenance report, including any recommendations, shall be filed with the owner or with the owner's representative.

7.3.3.6.1 The owner or owner's representative shall retain all maintenance reports for a period of 1 year after the next maintenance of that type required by the standard.

7.3.3.7* Each wet chemical system shall have a tag or label securely attached, indicating the month and year the maintenance is performed and identifying the person performing the service. Only the current tag or label shall remain in place.

7.3.4* Fixed temperature-sensing elements of the fusible metal alloy type shall be replaced at least semiannually from the date of installation or more frequently, if necessary, and shall be destroyed when removed.

7.3.4.1 The year of manufacture and the date of installation of the fixed temperature-sensing element shall be marked on the system inspection tag, and the tag shall be signed or initialed by the installer.

7.3.5 Fixed temperature-sensing elements other than the fusible metal alloy type shall be permitted to remain continuously in service, provided they are inspected and cleaned or replaced, if necessary, in accordance with the manufacturer's instructions, every 12 months or more frequently to ensure proper operation of the system.



7.3.5.1 At a minimum, maintenance of restorable-type heat detectors shall include the following:

- (1) A visual inspection to determine whether there is damage to the detector or buildup of foreign debris
- (2) An operational/functional test in accordance with the detector manufacturer's testing instructions
- (3) A calibration verification test, if applicable, in accordance with the detector manufacturer's instructions

7.3.5.2 Nonrestorable heat detectors shall be functionally tested in accordance with the manufacturer's instructions.

7.3.5.3 Heat detectors and all associated wiring that show signs of fire damage shall be tested in accordance with the manufacturer's instructions and replaced if necessary.

7.3.6 Expellant Gas. A method and instructions shall be provided for checking the amount or the pressure of expellant gas to ensure that it is sufficient for proper operation of the system.

7.3.7 Access. System access for inspection or maintenance that requires opening panels in fire chases, ducts, or both shall not be permitted while any appliance(s) or equipment protected by that system is in operation.

7.4 Recharging.

7.4.1* Recharge. After any discharge or if insufficient charge is noted during an inspection or maintenance procedure, the following procedures shall be conducted in accordance with the manufacturer's design, installation, and maintenance manual:

- (1) The system shall be recharged.
- (2) The system shall be placed in the normal operating condition.
- (3) Following a discharge, the piping shall be flushed and blown out with dry air or nitrogen in accordance with the manufacturer's design, installation, and maintenance manual.

7.4.2 Systems shall be recharged in accordance with the manufacturer's design, installation, and maintenance manual.

7.4.3 After any discharge, the system piping shall be flushed and blown out with dry air or nitrogen in accordance with the procedures detailed in the manufacturer's design, installation, and maintenance manual.

7.4.4* Storage. Recharging supplies of wet chemical shall be stored in the original closed shipping container supplied by the manufacturer.

7.4.4.1 These containers shall not be opened until the system is recharged.

7.4.4.2 Wet chemical supplies shall be maintained within the manufacturer's specified storage temperature range.

7.5* Hydrostatic Testing.

7.5.1 The following parts of wet chemical extinguishing systems shall be subjected to a hydrostatic pressure test at intervals not exceeding 12 years:

- (1) Wet chemical containers
- (2) Auxiliary pressure containers
- (3) Hose assemblies

Exception No. 1: Auxiliary pressure containers not exceeding 2 in. (0.05 m) outside diameter and less than 2 ft (0.6 m) in length.

Exception No. 2: Auxiliary pressure containers bearing the DOT "3E" marking.

7.5.2 Wet chemical containers, auxiliary pressure containers, and hose assemblies shall be subjected to a hydrostatic test pressure equal to the marked factory test pressure or the test pressure specified in the manufacturer's design, installation, and maintenance manual.

7.5.2.1 No leakage, rupture, or movement of hose couplings shall be permitted.

7.5.2.2 The pressure in a hydrostatic test of a cylinder shall be maintained for a minimum of 30 seconds, but for no less time than is required for complete expansion of the cylinder and to complete the visual examination of the cylinder.

7.5.2.3* Prior to being refilled or transported, in accordance with DOT or TC requirements, containers bearing DOT or TC markings shall be retested or replaced in accordance with the appropriate DOT or TC requirements.

7.5.3 Wet chemical agent removed from the containers prior to hydrostatic testing shall be discarded.

7.5.4 To protect the hazard during hydrostatic testing, if there is no connected reserve, alternative protection acceptable to the authority having jurisdiction shall be provided.

Annex A Explanatory Material

Annex A is not a part of the requirements of this NFPA document but is included for informational purposes only. This annex contains explanatory material, numbered to correspond with the applicable text paragraphs.

A.1.1 The wet chemical systems described in this standard are designed to discharge wet chemical from fixed nozzles and piping by means of expellant gas. The intent of the standard is to present the design considerations applicable to these systems.

The wet chemicals produced by various manufacturers usually are not identical in all characteristics, and each manufacturer designs equipment for use with a specific wet chemical. Therefore, system design principles applicable to the products of one manufacturer are not applicable to the products of another manufacturer. As a result, it is not practical to include system design details as part of this standard. However, such system design details are an integral part of the listing of the systems and are included in the manufacturers' design, installation, and maintenance manuals.

A.1.6.1.1 See IEEE/ASTM SI 10, *Standard for Use of the International System of Units (SI): The Modern Metric System*.

A.1.7 Although training and qualification might be available elsewhere, it is recommended that such training and qualification be performed by the manufacturer of the equipment being installed or serviced or by the manufacturer's agent.

It might be necessary for many of those charged with the purchasing, inspecting, testing, approving, operating, and maintaining of this equipment to consult an experienced fire protection engineer competent in this field, in order to discharge their duties effectively.

A.3.2.1 Approved. The National Fire Protection Association does not approve, inspect, or certify any installations, procedures, equipment, or materials; nor does it approve or evaluate testing laboratories. In determining the acceptability of installations, procedures, equipment, or materials, the authority having jurisdiction may base acceptance on compliance with NFPA or other appropriate standards. In the absence of

such standards, said authority may require evidence of proper installation, procedure, or use. The authority having jurisdiction may also refer to the listings or labeling practices of an organization that is concerned with product evaluations and is thus in a position to determine compliance with appropriate standards for the current production of listed items.

A.3.2.2 Authority Having Jurisdiction (AHJ). The phrase “authority having jurisdiction,” or its acronym AHJ, is used in NFPA documents in a broad manner, since jurisdictions and approval agencies vary, as do their responsibilities. Where public safety is primary, the authority having jurisdiction may be a federal, state, local, or other regional department or individual such as a fire chief; fire marshal; chief of a fire prevention bureau, labor department, or health department; building official; electrical inspector; or others having statutory authority. For insurance purposes, an insurance inspection department, rating bureau, or other insurance company representative may be the authority having jurisdiction. In many circumstances, the property owner or his or her designated agent assumes the role of the authority having jurisdiction; at government installations, the commanding officer or departmental official may be the authority having jurisdiction.

A.3.2.3 Listed. The means for identifying listed equipment may vary for each organization concerned with product evaluation; some organizations do not recognize equipment as listed unless it is also labeled. The authority having jurisdiction should utilize the system employed by the listing organization to identify a listed product.

A.3.3.6 Inspection. This is done by verifying that the system is in place, that it has not been activated or tampered with, and that there is no obvious physical damage or condition to prevent operation.

A.3.3.9.1 Manufacturer’s Design, Installation, and Maintenance Manual. It contains a description of the hazards that can be protected as well as the limitations of the wet chemical extinguishing system. This manual also requires that the wet chemical extinguishing system be designed, installed, inspected, maintained, and serviced in accordance with NFPA 17A.

A.3.3.10 Operating Devices. Operating devices include “actuating devices,” which initiate operation (automatic detection devices or systems), and manual pulls or strike buttons that respond to the actuation (release mechanisms, shutoff devices, alarms, and auxiliary equipment).

A.3.3.13 Pre-Engineered Systems. Pre-engineered systems should be listed by a testing laboratory. The maximum and minimum pipe lengths and the number of fittings should be permitted to be expressed in equivalent feet (meters) of pipe. The hazards protected by these systems should be limited as to type and size based on actual fire tests. Limitations on hazards that are permitted to be protected by these systems are contained in the manufacturer’s design, installation, and maintenance manual, which is part of the listing of the system.

A.3.3.22 Wet Chemical. The terms *liquid agent* and *wet agent* are used interchangeably with *wet chemical*.

A.4.3.1.4 Stamping part numbers into the body of the nozzle is an acceptable method of meeting the identification requirement.

A.4.5.1 Pre-engineered systems do not need calculations for flow rate, pressure drop, and nozzle pressure, since they have been tested for fire extinguishment with minimum and maximum piping limitations and minimum and maximum temperature limitations. These limitations have been verified by testing laboratories and are published in the manufacturer’s design, installation, and maintenance manual. Therefore, it is not necessary for a professional engineer or architect to seal the design of these systems.

A.4.6.1 A wet chemical solution generally includes, but is not limited to, a potassium carbonate-based, potassium acetate-based, potassium citrate-based solution or a combination thereof and is mixed with water to form an alkaline solution capable of being discharged through piping or tubing when under expellant gas pressure.

The solution’s effect on fires in common cooking oils and fats is to combine with these materials to form a vapor suppression foam that floats on a liquid surface, such as in deep fat fryers, effectively preventing re-ignition of the grease.

Extinguishing Mechanisms. Wet chemical solution applied to flammable liquid surfaces results in the rapid spreading of a vapor-suppressing foam on the fuel surface. The foam extinguishes and secures the flame by forming a barrier between the liquid fuel and oxygen. This barrier excludes oxygen from the fuel source and eliminates the release of flammable vapors from the fuel surface. The cooling effect of this solution also lowers the temperature of the flammable fuel, further decreasing fuel vapor release.

CAUTION: Wet chemical, when discharged, is in the form of a fine spray. Some of the agent can settle on surrounding surfaces and can have a corrosive effect on electrical components and cooking equipment. Prompt cleanup will minimize staining or corrosion.

A.4.9.1 Contaminants and foreign materials can affect the extinguishing agent distribution due to a reduction in the effective nozzle orifice area.

A.5.2.1.10 Common exhaust ducts normally are located in concealed areas such that the need for manual discharge of the system might not be readily apparent. It is recommended that the number and location of remote controls, if any, be given careful consideration.

A.5.4 The phrase “wet chemical containers and expellant gas assemblies” is understood to include stored pressure assemblies.

A.5.6.2.1(1) Separate cooking appliance, hood, and branch duct systems are interconnected so that they operate simultaneously.

Scenario: A fire is detected by System A. System A, protecting cooking appliances, a hood, and a branch duct, is actuated. Simultaneously, Systems B, C, D, and E are also actuated. Shutdown of all appliances is in accordance with 4.4.4. [See Figure A.5.6.2.1(1).]

A.5.6.2.1(2) Simultaneous operation of a single cooking appliance, hood, or branch duct system and the system protecting the entire common exhaust duct.

Scenario (a): System 1 protecting the entire common exhaust duct is separate from Systems A, B, C, D, and E. A fire is detected in System A. System A and System 1 are operated simultaneously. Shutdown of all appliances protected by systems A, B, C, D, and E is in accordance with 4.4.4. [See Figure A.5.6.2.1(2)(a).]



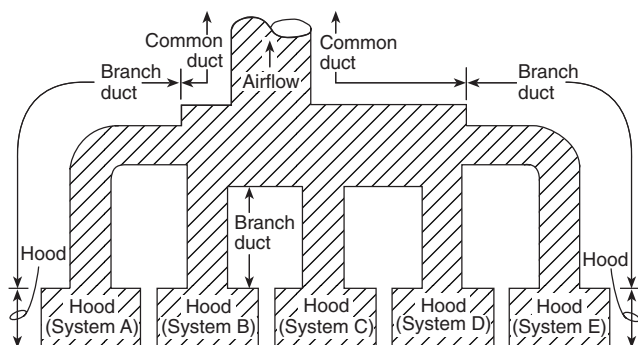


FIGURE A.5.6.2.1(1) Simultaneous Operation of All Systems.

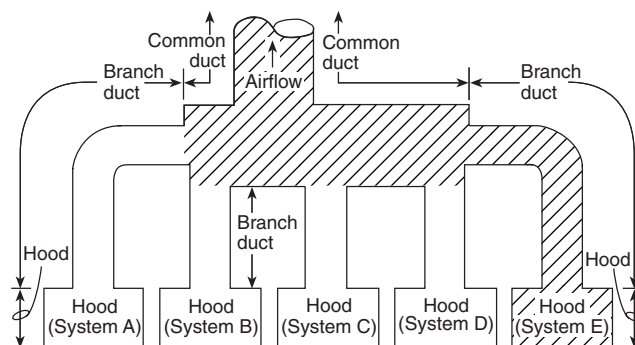


FIGURE A.5.6.2.1(2)(c) Independent Operation of a System That Protects a Hood and the Common Duct.

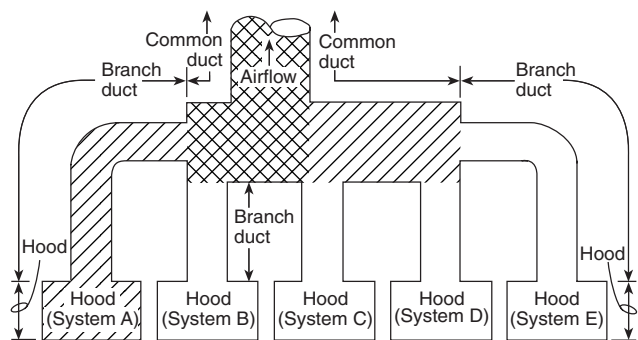


FIGURE A.5.6.2.1(2)(a) Simultaneous Operation of a Single Cooking Appliance, Hood, or Branch Duct System and the System Protecting the Entire Common Exhaust Duct.

Scenario (b): System E also provides protection for the entire common exhaust duct. A fire is detected in System C. System C and System E operate simultaneously. Shutdown of all appliances protected by systems A, B, C, D, and E is in accordance with 4.4.4. [See Figure A.5.6.2.1(2)(b).]

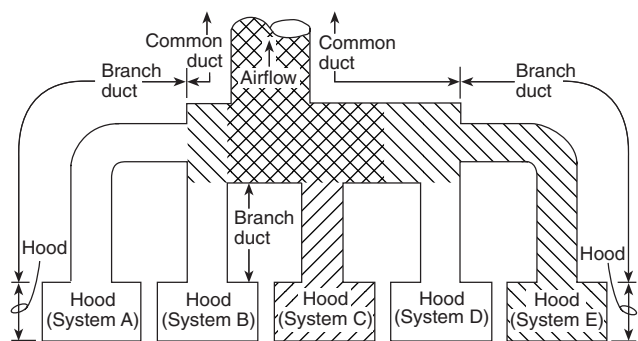


FIGURE A.5.6.2.1(2)(b) Simultaneous Operation of Two Systems in Which One Also Provides Common Duct Protection.

Scenario (c): System E also provides protection for the entire common exhaust duct. A fire detected in System E results in the actuation of System E only. Shutdown of all appliances

protected by Systems A, B, C, D, and E is in accordance with 4.4.4. [See Figure A.5.6.2.1(2)(c).]

A.5.6.3 Examples of ignition sources include, but are not limited to, in-duct electrostatic precipitators and in-line fans, but not external spark arresters or terminal exhaust fans.

A.6.1 One of the first steps in the design and installation of a fire-extinguishing system should be to maintain complete and accurate records. Establishment of a job file will provide a means of documentation. A job file should contain all drawings, sketches, checklists, notes, maintenance agreements, and correspondence related to the installation from start to finish. Photographs are encouraged and should include a wide shot that shows the location of all appliances in the protected area at the time of installation. The photographs, as well as any checklists, drawings, or sketches, should be signed and dated.

A.6.2 Manufacturers of fire suppression system equipment should make available the manufacturer's design, installation, and maintenance manual and product safety bulletins to the authority having jurisdiction upon request.

A.6.4.4.2 The test is intended to verify that flow is continuous and that the piping and nozzles are reasonably unobstructed. The nitrogen or dry air should be introduced into the piping network at the extinguishing agent container connection using a test cylinder or other suitable source. The quantity of nitrogen or dry air used for this test should be sufficient to verify that each nozzle is unobstructed. Nozzle flow should be verified at each discharge nozzle.

A.6.4.10.3 Figure A.6.4.10.3 is an example of an acceptance test report.

A.7.3.1 A reasonable program for qualification of service technicians is for an individual to pass a written or online examination. The test should contain a reasonable number of questions to challenge the individual's knowledge of the subject matter.

A.7.3.2 It is recommended that system maintenance personnel be certified as outlined in 7.3.1. It is standard industry practice to provide expiration dates on certificates.

A.7.3.3 Regular service contracts are recommended.

WET CHEMICAL SYSTEM ACCEPTANCE TEST REPORT

Property Information

Building name: _____

Address: _____

Building owner: _____

Address: _____

Phone/Fax/E-mail: _____

Designer/Installer Information

Company name: _____

Address: _____

Contact person: _____

Phone/Fax/E-mail: _____

Description of hazard protected: _____

System manufacturer/model: _____

System Check or Test	Results
Installation in accordance with approved plans, where required, and manufacturer's design, installation, and maintenance manual	
Piping test (6.4.4.2)	
Proper labeling (6.4.5)	
Proper alarm operation (6.4.6)	
Manual release accessibility (6.4.7)	
Releasing control panel (6.4.9)	
Automatic detection & manual release (6.4.8)	
System properly charged and left in normal "set" condition (6.4.10)	
Manual left with owner (6.4.10.4)	
Date system left in service:	

Test Witnessed By:

Owner/Authorized agent _____ Title _____ Date _____

Installing contractor _____ Title _____ Date _____

Additional comments:

FIGURE A.6.4.10.3 Sample Wet Chemical System Acceptance Test Report.



A.7.3.3.1(3) The following methods can be used to verify that piping is not obstructed:

- (1) Disassembly of all piping
- (2) Conducting a full or partial discharge test
- (3) Utilizing other methods recommended by the manufacturer

A.7.3.3.2 The hydrostatic testing of wet chemical containers should follow the applicable procedures outlined in Section 7.5.

A.7.3.3.4 A discharge of the wet chemical normally is not part of this test.

A.7.3.3.7 Under special circumstances or when local requirements are in effect, additional information can be desirable or required.

A.7.3.4 The date of manufacture marked on fusible metal alloy temperature-sensing elements does not limit when they can be used. These devices have unlimited shelf life. The intent of 7.3.4 is to require replacement of fusible metal alloy temperature-sensing elements that have been installed for up to 6 months in environments subjecting them to contaminant loading, such as grease in restaurant hoods and ducts, that could adversely affect their proper operation.

A.7.4.1 Wet chemical solutions normally have no lasting significant effects on the skin, respiratory system, or clothing. They can produce mild, temporary skin irritation after prolonged skin exposure, but symptoms usually disappear when contact is eliminated. Irritation of the eyes should be treated by flushing with tap water for 15 minutes or longer. Any condition of prolonged irritation should be referred to a physician for treatment.

Treatment of skin irritation due to exposure to wet chemical is best handled by flushing with water.

These systems are investigated to determine that they do not splash burning grease when installed in accordance with the manufacturer's design, installation, and maintenance manual. It is known that potassium carbonate is moderately irritating to the skin and eyes and that repeated skin contact can lead to dermatitis, but this is based on concentrations higher than those used in wet chemical extinguishing system units.

A.7.4.4 The characteristics of the system are dependent on the composition of the wet chemical solution and the type of expellant gas, as well as other factors; therefore, it is imperative to use the wet chemical provided by the manufacturer of the system and the type of expellant gas specified by the manufacturer of the system.

Systems are designed on the basis of the flow and extinguishing characteristics of a specific formulation of wet chemical.

Storage of wet chemical solution in containers other than those supplied by the manufacturer can result in agent contamination or deterioration and confusion regarding its identity.

A.7.5 DOT- or TC-marked cylinders can be required to be subjected to more frequent testing.

A.7.5.2.3 DOT- or TC-marked containers installed in a system not under the jurisdiction of DOT or TC are not required to follow DOT or TC requirements as long as they remain in operation.

Annex B Systems for Protection of Mobile Equipment

This annex is not a part of the requirements of this NFPA document but is included for informational purposes only.

B.1 Only pre-engineered wet chemical systems, including detection systems that have been listed for such use, should be installed on mobile equipment.

B.2 Compartments or areas that could be subject to fire should be protected in accordance with the manufacturer's design, installation, and maintenance manual.

B.3 Each protected compartment or area should be provided with a listed fire detection device specified in the manufacturer's design, installation, and maintenance manual to automatically actuate the extinguishing system.

B.4 Manual actuation should be permitted to be provided only if acceptable to the authority having jurisdiction.

B.5 Only the flexible hose and hose fittings specified in the manufacturer's design, installation, and maintenance manual should be used.

B.6 All discharge nozzles should be located to minimize the likelihood of damage or misalignment and within the limitations and constraints of the manufacturer's design, installation, and maintenance manual.

B.7 Location of agent containers, expellant gas cartridges or cylinders, and a manual actuator station(s) should be appropriate to each application, protected against physical damage, and accessible.

B.8 At least one easily accessible manual actuator or operating device should be provided for use by the equipment operator.

B.9 An additional manual actuator or operating device should be located, if practical, so that it is in the path of egress and operable from the ground level.

B.10 If the system is provided with a discharge delay device, both audible and visual alarms should be provided to warn of impending system discharge.

B.11 In the event of system discharge, the vehicle being protected should not be returned to service until the system is recharged and operational.

Annex C Informational References

C.1 Referenced Publications. The documents or portions thereof listed in this annex are referenced within the informational sections of this standard and are not part of the requirements of this document unless also listed in Chapter 2 for other reasons.

C.1.1 NFPA Publications. (Reserved)

C.1.2 Other Publications.

C.1.2.1 ASTM Publications. ASTM International, 100 Barr Harbor Drive, P.O. Box C700, West Conshohocken, PA 19428-2959.

IEEE/ASTM SI 10, *Standard for Use of the International System of Units (SI): The Modern Metric System*, 1997.

C.2 Informational References. The following documents or portions thereof are listed here as informational resources only. They are not a part of the requirements of this document.

C.2.1 U.S. Government Publications. U.S. Government Printing Office, Washington, DC 20402.

Title 49, Code of Federal Regulations, Parts 170–190.

C.3 References for Extracts in Informational Sections. (Reserved)



Index

Copyright © 2013 National Fire Protection Association. All Rights Reserved.

The copyright in this index is separate and distinct from the copyright in the document that it indexes. The licensing provisions set forth for the document are not applicable to this index. This index may not be reproduced in whole or in part by any means without the express written permission of NFPA.

-A-	
Administration Chap. 1	
Application..... 1.3	
Equivalency..... 1.5	
Purpose..... 1.2	
Qualifications..... 1.7, A.1.7	
Retroactivity..... 1.4	
Scope..... 1.1, A.1.1	
Units and Formulas..... 1.6	
Approved	
Definition..... 3.2.1, A.3.2.1	
Authority Having Jurisdiction (AHJ)	
Definition..... 3.2.2, A.3.2.2	
Auxiliary Equipment	
Definition..... 3.3.1	
-C-	
Components Chap. 4	
Assembly..... 4.9	
Detectors..... 4.2	
Discharge Nozzles..... 4.3	
Electrical Wiring and Equipment..... 4.7	
General..... 4.1	
Indicators..... 4.8	
Operating Devices..... 4.4	
Manual Actuators..... 4.4.3	
Shutoff Devices..... 4.4.4	
Pipe and Fittings, Tubing, Hose..... 4.5	
General..... 4.5.1, A.4.5.1	
Wet Chemical..... 4.6	
-D-	
Definitions Chap. 3	
Discharge Nozzle	
Definition..... 3.3.2	
Duct	
Branch Duct	
Definition..... 3.3.3.1	
Common Duct	
Definition..... 3.3.3.2	
Definition..... 3.3.3	
-E-	
Expellant Gas	
Definition..... 3.3.4	
Explanatory Material Annex A	
-I-	
Indicator	
Definition..... 3.3.5	
Informational References Annex C	
Inspection	
Definition..... 3.3.6, A.3.3.6	
Inspection, Maintenance, and Recharging Chap. 7	
General..... 7.1	
Hydrostatic Testing..... 7.5, A.7.5	
Maintenance..... 7.3	
Access..... 7.3.7	
Expellant Gas..... 7.3.6	
Owner's Inspection..... 7.2	
Recharging..... 7.4	
Recharge..... 7.4.1, A.7.4.1	
Storage..... 7.4.4, A.7.4.4	
-L-	
Liquid Agent	
Definition..... 3.3.7	
Listed	
Definition..... 3.2.3, A.3.2.3	
-M-	
Maintenance	
Definition..... 3.3.8	
Manual	
Definition..... 3.3.9	
Manufacturer's Design, Installation, and Maintenance Manual	
Definition..... 3.3.9.1, A.3.3.9.1	
Owner's Manual	
Definition..... 3.3.9.2	
-O-	
Operating Devices	
Definition..... 3.3.10, A.3.3.10	
Operation	
Automatic Operation	
Definition..... 3.3.11.1	
Definition..... 3.3.11	
Manual Operation	
Definition..... 3.3.11.2	
-P-	
Pipe	
Definition..... 3.3.12	
Plans and Acceptance Tests Chap. 6	
Approval of Installations..... 6.4	
Appliances..... 6.4.3	
Building Alarm System..... 6.4.6	
General..... 6.4.1	
Labeling..... 6.4.5	
Mechanical Components..... 6.4.2	
Piping Integrity Test..... 6.4.4	
Releasing Control Panel..... 6.4.9	
Return of System to Operational Condition..... 6.4.10	
Review of Manual Release Devices..... 6.4.7	
System Operational Tests..... 6.4.8	
Plans..... 6.3	
Approval of Plans..... 6.3.5	
Review and Certification..... 6.2, A.6.2	
Specifications..... 6.1, A.6.1	
Pre-Engineered Systems	
Definition..... 3.3.13, A.3.3.13	
-R-	
Recharge	
Definition..... 3.3.14	
Referenced Publications Chap. 2	
General..... 2.1	
NFPA Publications..... 2.2	
Other Publications..... 2.3	

References for Extracts in Mandatory Sections	2.4	Supervision	5.3
-S-		System Actuation	5.2
Servicing		System Location	5.4, A.5.4
Definition	3.3.15	Systems for Protection of Mobile Equipment	Annex B
Shall		-T-	
Definition	3.2.4	Trained	
Should		Definition	3.3.18
Definition	3.2.5	Transport Canada (TC)	
Shutoff Devices		Definition	3.3.19
Definition	3.3.16	-U-	
Signal		U.S. Department of Transportation (DOT)	
Definition	3.3.17	Definition	3.3.20
Standard		-W-	
Definition	3.2.6	Wet Agent	
System Requirements	Chap. 5	Definition	3.3.21
Discharge Nozzles	5.5	Wet Chemical	
General	5.1	Definition	3.3.22, A.3.3.22
Applications	5.1.2		
Use	5.1.1		
Special Requirements	5.6		
Protection of Common Exhaust Duct	5.6.2		

Sequence of Events Leading to Issuance of This NFPA Committee Document

Step 1: Call for Proposals

- Proposed new Document or new edition of an existing Document is entered into one of two yearly revision cycles, and a Call for Proposals is published.

Step 2: Report on Proposals (ROP)

- Committee meets to act on Proposals, to develop its own Proposals, and to prepare its Report.
- Committee votes by written ballot on Proposals. If two-thirds approve, Report goes forward. Lacking two-thirds approval, Report returns to Committee.
- Report on Proposals (ROP) is published for public review and comment.

Step 3: Report on Comments (ROC)

- Committee meets to act on Public Comments to develop its own Comments, and to prepare its report.
- Committee votes by written ballot on Comments. If two-thirds approve, Report goes forward. Lacking two-thirds approval, Report returns to Committee.
- Report on Comments (ROC) is published for public review.

Step 4: Technical Report Session

- “*Notices of intent to make a motion*” are filed, are reviewed, and valid motions are certified for presentation at the Technical Report Session. (“Consent Documents” that have no certified motions bypass the Technical Report Session and proceed to the Standards Council for issuance.)
- NFPA membership meets each June at the Annual Meeting Technical Report Session and acts on Technical Committee Reports (ROP and ROC) for Documents with “certified amending motions.”
- Committee(s) vote on any amendments to Report approved at NFPA Annual Membership Meeting.

Step 5: Standards Council Issuance

- Notification of intent to file an appeal to the Standards Council on Association action must be filed within 20 days of the NFPA Annual Membership Meeting.
- Standards Council decides, based on all evidence, whether or not to issue Document or to take other action, including hearing any appeals.

Committee Membership Classifications

The following classifications apply to Technical Committee members and represent their principal interest in the activity of the committee.

- M *Manufacturer:* A representative of a maker or marketer of a product, assembly, or system, or portion thereof, that is affected by the standard.
- U *User:* A representative of an entity that is subject to the provisions of the standard or that voluntarily uses the standard.
- I/M *Installer/Maintainer:* A representative of an entity that is in the business of installing or maintaining a product, assembly, or system affected by the standard.
- L *Labor:* A labor representative or employee concerned with safety in the workplace.
- R/T *Applied Research/Testing Laboratory:* A representative of an independent testing laboratory or independent applied research organization that promulgates and/or enforces standards.
- E *Enforcing Authority:* A representative of an agency or an organization that promulgates and/or enforces standards.
- I *Insurance:* A representative of an insurance company, broker, agent, bureau, or inspection agency.
- C *Consumer:* A person who is, or represents, the ultimate purchaser of a product, system, or service affected by the standard, but who is not included in the *User* classification.
- SE *Special Expert:* A person not representing any of the previous classifications, but who has a special expertise in the scope of the standard or portion thereof.

NOTES:

1. “Standard” connotes code, standard, recommended practice, or guide.
2. A representative includes an employee.
3. While these classifications will be used by the Standards Council to achieve a balance for Technical Committees, the Standards Council may determine that new classifications of members or unique interests need representation in order to foster the best possible committee deliberations on any project. In this connection, the Standards Council may make appointments as it deems appropriate in the public interest, such as the classification of “Utilities” in the National Electrical Code Committee.
4. Representatives of subsidiaries of any group are generally considered to have the same classification as the parent organization.

Submitting Public Input / Public Comment through the Electronic Submission System (e-Submission):

As soon as the current edition is published, a Standard is open for Public Input.

Before accessing the e-Submission System, you must first sign-in at www.NFPA.org. *Note: You will be asked to sign-in or create a free online account with NFPA before using this system:*

- a. Click in the gray Sign In box on the upper left side of the page. Once signed-in, you will see a red “Welcome” message in the top right corner.
- b. Under the Codes and Standards heading, Click on the Document Information pages (List of Codes & Standards), and then select your document from the list or use one of the search features in the upper right gray box.

OR

- a. Go directly to your specific document page by typing the convenient short link of www.nfpa.org/document#, (Example: NFPA 921 would be www.nfpa.org/921) Click in the gray Sign In box on the upper left side of the page. Once signed in, you will see a red “Welcome” message in the top right corner.

To begin your Public Input, select the link The next edition of this standard is now open for Public Input (formally “proposals”) located on the Document Information tab, the Next Edition tab, or the right-hand Navigation bar. Alternatively, the Next Edition tab includes a link to Submit Public Input online

At this point, the NFPA Standards Development Site will open showing details for the document you have selected. This “Document Home” page site includes an explanatory introduction, information on the current document phase and closing date, a left-hand navigation panel that includes useful links, a document Table of Contents, and icons at the top you can click for Help when using the site. The Help icons and navigation panel will be visible except when you are actually in the process of creating a Public Input.

Once the First Draft Report becomes available there is a Public comment period during which anyone may submit a Public Comment on the First Draft. Any objections or further related changes to the content of the First Draft must be submitted at the Comment stage.

To submit a Public Comment you may access the e-Submission System utilizing the same steps as previous explained for the submission of Public Input.

For further information on submitting public input and public comments, go to: <http://www.nfpa.org/publicinput>

Other Resources available on the Doc Info Pages

Document information tab: Research current and previous edition information on a Standard

Next edition tab: Follow the committee’s progress in the processing of a Standard in its next revision cycle.

Technical committee tab: View current committee member rosters or apply to a committee

Technical questions tab: For members and Public Sector Officials/AHJs to submit questions about codes and standards to NFPA staff. Our Technical Questions Service provides a convenient way to receive timely and consistent technical assistance when you need to know more about NFPA codes and standards relevant to your work. Responses are provided by NFPA staff on an informal basis.

Products/training tab: List of NFPA’s publications and training available for purchase.

Community tab: Information and discussions about a Standard

Information on the NFPA Standards Development Process

I. Applicable Regulations. The primary rules governing the processing of NFPA standards (codes, standards, recommended practices, and guides) are the NFPA *Regulations Governing the Development of NFPA Standards (Regs)*. Other applicable rules include NFPA *Bylaws*, NFPA *Technical Meeting Convention Rules*, NFPA *Guide for the Conduct of Participants in the NFPA Standards Development Process*, and the NFPA *Regulations Governing Petitions to the Board of Directors from Decisions of the Standards Council*. Most of these rules and regulations are contained in the *NFPA Standards Directory*. For copies of the *Directory*, contact Codes and Standards Administration at NFPA Headquarters; all these documents are also available on the NFPA website at “www.nfpa.org.”

The following is general information on the NFPA process. All participants, however, should refer to the actual rules and regulations for a full understanding of this process and for the criteria that govern participation.

II. Technical Committee Report. The Technical Committee Report is defined as “the Report of the responsible Committee(s), in accordance with the Regulations, in preparation of a new or revised NFPA Standard.” The Technical Committee Report is in two parts and consists of the First Draft Report and the Second Draft Report. (See *Regs* at 1.4)

III. Step 1: First Draft Report. The First Draft Report is defined as “Part one of the Technical Committee Report, which documents the Input Stage.” The First Draft Report consists of the First Draft, Public Input, Committee Input, Committee and Correlating Committee Statements, Correlating Input, Correlating Notes, and Ballot Statements. (See *Regs* at 4.2.5.2 and Section 4.3) Any objection to an action in the First Draft Report must be raised through the filing of an appropriate Comment for consideration in the Second Draft Report or the objection will be considered resolved. [See *Regs* at 4.3.1(b)]

IV. Step 2: Second Draft Report. The Second Draft Report is defined as “Part two of the Technical Committee Report, which documents the Comment Stage.” The Second Draft Report consists of the Second Draft, Public Comments with corresponding Committee Actions and Committee Statements, Correlating Notes and their respective Committee Statements, Committee Comments, Correlating Revisions, and Ballot Statements. (See *Regs* at Section 4.2.5.2 and 4.4) The First Draft Report and the Second Draft Report together constitute the Technical Committee Report. Any outstanding objection following the Second Draft Report must be raised through an appropriate Amending Motion at the Association Technical Meeting or the objection will be considered resolved. [See *Regs* at 4.4.1(b)]

V. Step 3a: Action at Association Technical Meeting. Following the publication of the Second Draft Report, there is a period during which those wishing to make proper Amending Motions on the Technical Committee Reports must signal their intention by submitting a Notice of Intent to Make a Motion. (See *Regs* at 4.5.2) Standards that receive notice of proper Amending Motions (Certified Amending Motions) will be presented for action at the annual June Association Technical Meeting. At the meeting, the NFPA membership can consider and act on these Certified Amending Motions as well as Follow-up Amending Motions, that is, motions that become necessary as a result of a previous successful Amending Motion. (See 4.5.3.2 through 4.5.3.6 and Table 1, Columns 1-3 of *Regs* for a summary of the available Amending Motions and who may make them.) Any outstanding objection following action at an Association Technical Meeting (and any further Technical Committee consideration following successful Amending Motions, see *Regs* at 4.5.3.7 through 4.6.5.3) must be raised through an appeal to the Standards Council or it will be considered to be resolved.

VI. Step 3b: Documents Forwarded Directly to the Council. Where no Notice of Intent to Make a Motion (NITMAM) is received and certified in accordance with the Technical Meeting Convention Rules, the standard is forwarded directly to the Standards Council for action on issuance. Objections are deemed to be resolved for these documents. (See *Regs* at 4.5.2.5)

VII. Step 4a: Council Appeals. Anyone can appeal to the Standards Council concerning procedural or substantive matters related to the development, content, or issuance of any document of the Association or on matters within the purview of the authority of the Council, as established by the *Bylaws* and as determined by the Board of Directors. Such appeals must be in written form and filed with the Secretary of the Standards Council (See *Regs* at 1.6). Time constraints for filing an appeal must be in accordance with 1.6.2 of the *Regs*. Objections are deemed to be resolved if not pursued at this level.

VIII. Step 4b: Document Issuance. The Standards Council is the issuer of all documents (see Article 8 of *Bylaws*). The Council acts on the issuance of a document presented for action at an Association Technical Meeting within 75 days from the date of the recommendation from the Association Technical Meeting, unless this period is extended by the Council (See *Regs* at 4.7.2). For documents forwarded directly to the Standards Council, the Council acts on the issuance of the document at its next scheduled meeting, or at such other meeting as the Council may determine (See *Regs* at 4.5.2.5 and 4.7.4).

IX. Petitions to the Board of Directors. The Standards Council has been delegated the responsibility for the administration of the codes and standards development process and the issuance of documents. However, where extraordinary circumstances requiring the intervention of the Board of Directors exist, the Board of Directors may take any action necessary to fulfill its obligations to preserve the integrity of the codes and standards development process and to protect the interests of the Association. The rules for petitioning the Board of Directors can be found in the *Regulations Governing Petitions to the Board of Directors from Decisions of the Standards Council* and in 1.7 of the *Regs*.

X. For More Information. The program for the Association Technical Meeting (as well as the NFPA website as information becomes available) should be consulted for the date on which each report scheduled for consideration at the meeting will be presented. For copies of the First Draft Report and Second Draft Report as well as more information on NFPA rules and for up-to-date information on schedules and deadlines for processing NFPA documents, check the NFPA website (www.nfpa.org/aboutthecodes) or contact NFPA Codes & Standards Administration at (617) 984-7246.



STAY UP-TO-DATE. JOIN NFPA® TODAY!



YES

Please enroll me as a member of NFPA for the term checked below. Activate all benefits, and ship my *Member Kit* including the *Benefits Guide* and other resources to help me make the most of my NFPA membership.

Please allow three to four weeks for the kit to arrive.

BILLING INFORMATION:

Name _____ Title _____

Organization _____

Address _____

City _____ State _____ Zip/Postal Code _____

Country _____

Phone _____ E-mail _____

Priority Code: 8J-MIS-1Z

PLEASE ANSWER THE FOLLOWING QUESTIONS:

Job Title *(check one)*

- ☐ Architect, Engineer, Consultant, Contractor (C17)
- ☐ Facilities Safety Officer (F14)
- ☐ Fire Chief, Other Fire Service (A11)
- ☐ Loss Control, Risk Manager (L11)
- ☐ Inspector, Building Official, Fire Marshal (F03)
- ☐ Owner, President, Manager, Administrator (C10)
- ☐ Other (please specify): (G11) _____

Type of Organization *(check one)*

- ☐ Architecture, Engineering, Contracting (A14)
- ☐ Commercial Firm (Office, Retail, Lodging, Restaurant) (G13)
- ☐ Electrical Services, Installation (J11)
- ☐ Fire Service, Public and Private (AA1)
- ☐ Government (C12)
- ☐ Industrial Firm (Factory, Warehouse) (C11)
- ☐ Institutional (Health Care, Education, Detention, Museums) (B11)
- ☐ Insurance, Risk Management (B12)
- ☐ Utilities (G12)
- ☐ Other (please specify): (G11) _____

4 EASY WAYS TO JOIN

Fax: 1-800-593-6372, Outside the U.S. +1-508-895-8301

Mail: NFPA Membership Services Center,
11 Tracy Drive, Avon, MA 02322-9908

Online: nfpa.org

Call: 1-800-344-3555
Outside the U.S. call +1-617-770-3000

12/12-D

TERMS AND PAYMENT:

- ☐ 1 year (\$165)
- ☐ 2 years (\$300) **SAVE \$30**
- ☐ 3 years (\$430) **SAVE \$65**

Annual membership dues include a \$45 subscription to *NFPA Journal*®. Regular membership in NFPA is individual and non-transferable. NFPA Journal is a registered trademark of the National Fire Protection Association, Quincy, MA 02169. Voting privileges begin after 180 days of individual membership. Prices subject to change.

PAYMENT METHOD:

Check One:

- ☐ Payment Enclosed *(Make check payable to NFPA.)*
- ☐ Purchase Order *(Please attach this form to your P.O.)*
- ☐ Bill Me Later *(Not available on International memberships.)*

Charge My: ☐ VISA ☐ MasterCard ☐ AmEx ☐ Discover

Card # _____

Expiration Date _____

Name on Card _____

Signature _____

International members: Please note prepayment is required on all International orders. Be sure to enclose a check or select your preferred credit card option.

100% MONEY-BACK GUARANTEE

If anytime during your first year you decide membership is not for you, let us know and you'll receive a 100% refund of your dues.



"Member-Only" Benefits Keeps You Up-To-Date!

FREE! Technical Support — Technical Support by Phone/Email. Get fast, reliable answers to all code-related questions—from electrical safety for employee workplaces to carbon dioxide extinguishing systems—from NFPA's team of fire protection specialists.

NFPA Journal® — THE journal of record for fire protection, this bi-monthly publication will keep you abreast of the latest fire prevention and safety practices, as well as new technologies and strategies for protecting life and property from fire.

NFPA Update — This easy-to-read monthly e-newsletter will keep you up-to-date on important association programs such as the annual meeting; bring you times of interest from NFPA's regional offices; and alert you to nationwide events and opportunities you won't want to miss.

NFPA News — From new standards for dry cleaning plants to warning equipment for household carbon monoxide, this monthly online update keeps you abreast of additions of changes that could impact how you do your work.

NFPA Standards Directory — The NFPA Standards Directory is your complete guide to NFPA's code-making process. Simply access your online NFPA member profile for document revision guidelines, the revision cycle schedule, and forms for submitting Proposals and Comments. Your online NFPA member profile and access to the NFPA Standards Directory is automatically generated once you join NFPA.

FREE! Section Membership — Share YOUR expertise with others in any of 16 industry-specific sections covering your own field of interest.

Member Kit — Includes Membership Certificate, Pin, Decals, ID Card, and Camera-ready Logo Art. Display the NFPA member logo proudly on your business correspondence, literature, website, and vehicles.

10% Discounts — Save hundreds of dollars each year on the many products and services listed in the NFPA Catalog, including codes and standards publications, handbooks, training videos, and other education materials to increase your knowledge and skills.

Voting Rights — Your chance to help shape the future direction of fire prevention codes and standards. Voting rights go into effect 180 days from the start of individual membership.

Conference Invitation — Invitation to the NFPA Conference and Expo. Attend this important meeting at discounted rates as a member of NFPA.

Join NFPA today!
www.nfpa.org

NFPA® and NFPA Journal® are registered trademarks of the National Fire Protection Association, Quincy, MA 02169-7471