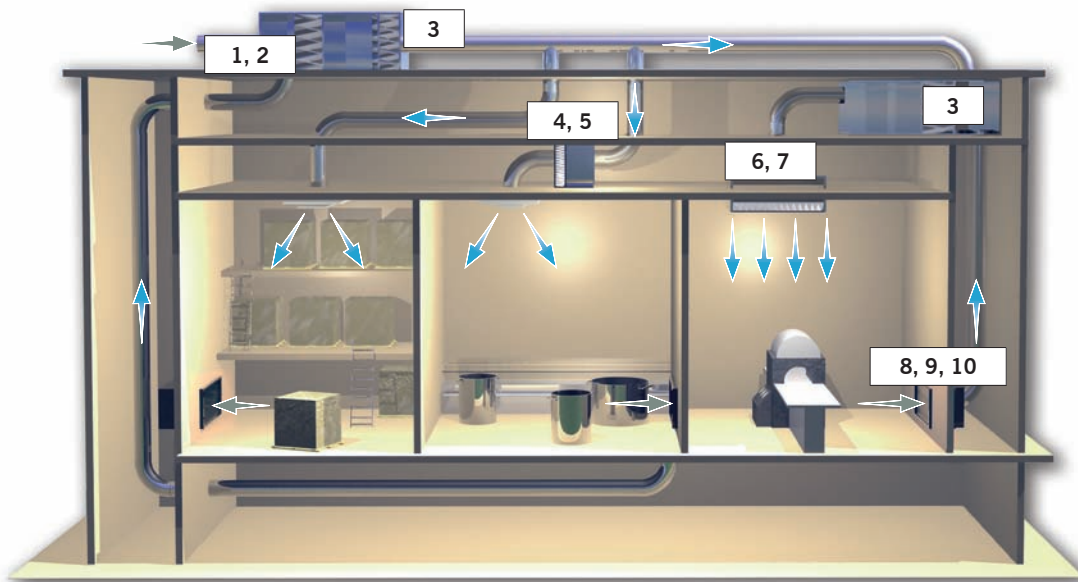


Food Industry

Protecting human health is a major concern for governments throughout the world. In many countries agencies associated with food safety have the authority to take direct action against manufacturers who fail to ensure the safety of foodstuffs that they produce. To prevent the air conditioning system from becoming contaminated, temperature, humidity and cleanliness must be closely controlled. Talk with the experts in clean air solutions - Camfil Farr.


Segment brochure enclosed on CD



Food Industry recommendations



1. Hi-Cap Green



2. Hi-Flo Green




3. Opakfil F8



4. Sofilair H13



5. FC - Filter Casing



6. Sofdistri



7. Megalam



8. Sofdistri Exhaust




9. 30/30



10. Aeropac Green

Media Holding Frame (MHF)



Advantages

- Suitable for high humidity conditions
- Progressively built-up thermal bonded polyester fibre
- Replaceable filter media

Application: Prefiltration of dust and dirt on air handling units.

Type: Nonwoven media, pleated with a wire support grid.

Frame: Galvanized steel.

Media: Polyester fibre.

EN 779:2002 filter class: G3, G4.

ASHRAE 52.2:1999 filter class: MERV 6, MERV 7.

Recommended final pressure drop: 250 Pa.


Temperature: 80°C - 100°C.

Holding frames: Front and side access housings and frames are available, Type 8 and FC Housings.

Fire rating: DIN 53438 class F1.

Reference	Model	Dimensions (WxHxD) mm	Filter classification EN 779:2002	Media area m ²	Air flow / pressure drop m ³ /hr/Pa	Unit weight (kg)	Unit volume m ³
5402501	MHF 24x24x2-G3	594 x 594 x 46	G3	0.57	3400/103	1.35	0.018
5402502	MHF 12x24x2-G3	289 x 594 x 46	G3	0.3	1700/149	0.77	0.009
5402001	MHF 24x24x2-G4	594 x 594 x 46	G4	0.57	3400/113	1.35	0.018
5402002	MHF 12x24x2-G4	289 x 594 x 46	G4	0.3	1700/161	0.77	0.009

30/30®



Advantages

- High mechanical strength
- Fully supported media bonded onto a wire support grid
- Rigid, water resistant cardboard frame
- Large media surface
- Unique radial pleat design
- Media bonded into frame to eliminate air bypass

Application: Primary filter for air conditioning systems.

Type: High performance disposable pleated panel filter.

Frame: Rigid water resistant cardboard.

Media: Mixture of cotton and synthetic fibre.

EN 779:2002 filter class: G4.

ASHRAE 52.2:1999 filter class: MERV 8.

Recommended final pressure drop: 250 Pa.

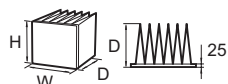
Temperature: 70°C maximum in continuous service.

Holding frames: Front and side access housings and frames are available, Type 8 and FC Housings.

Fire rating: UL 900 Class 2.

Reference	Type	Model	Dimensions (WxHxD) mm	Filter classification EN 779:2002	Media area m ²	Air Flow / pressure drop m ³ /hr/Pa	Unit weight kg	Unit volume m ³
54862001	Pleated Panel	30/30 2 20x16x1	394x495x22	G4	0.50	1326/58	0.3	0.006
54862002	Pleated Panel	30/30 2 20x20x1	495x495x22	G4	0.61	1649/58	0.4	0.007
54862003	Pleated Panel	30/30 2 25x20x1	495x622x22	G4	0.74	2066/58	0.55	0.008
54862004	Pleated Panel	30/30 2 25x16x1	394x622x22	G4	0.62	1649/58	0.42	0.007
54862005	Pleated Panel	30/30 2 24x24x1	597x597x22	G4	0.91	2380/58	0.6	0.010
54862010	Pleated Panel	30/30 2 24x12x1	292x597x22	G4	0.46	1190/58	0.3	0.005
54862011	Pleated Panel	30/30 2 24x20x1	495x597x22	G4	0.74	1981/58	0.53	0.008
49880001	Pleated Panel	30/30 2 20x16x2	394x495x44	G4	0.92	1870/78	0.44	0.011
49880002	Pleated Panel	30/30 2 20x20x2	495x495x44	G4	1.11	2363/78	0.55	0.013
49880003	Pleated Panel	30/30 2 25x20x2	495x622x44	G4	1.39	2958/78	0.7	0.017
49880004	Pleated Panel	30/30 2 25x16x2	394x622x44	G4	1.15	2363/78	0.55	0.014
49880005	Pleated Panel	30/30 2 24x24x2	594x594x44	G4	1.61	3400/78	0.78	0.019
49880006	Pleated Panel	30/30 2 24x12x2	289x594x44	G4	0.78	1700/78	0.4	0.010
49880009	Pleated Panel	30/30 2 20x14x2	343x495x44	G4	0.77	1658/78	0.25	0.010
49880012	Pleated Panel	30/30 2 24x20x2	495x594x44	G4	1.31	2839/78	0.45	0.016
49880015	Pleated Panel	30/30 2 24x18x2	444x594x44	G4	1.16	2550/78	0.45	0.014
49880017	Pleated Panel	30/30 2 24x16x2	394x594x44	G4	1.10	2270/78	0.55	0.014
59413001	Pleated Panel	30/30 2 24x24x4	594x594x95	G4	2.58	3400/68	1.45	0.039
59413002	Pleated Panel	30/30 2 24x12x4	289x594x95	G4	1.29	1700/68	0.6	0.019
59413003	Pleated Panel	30/30 2 20x20x4	492x492x95	G4	1.76	2363/68	0.3	0.027
59413004	Pleated Panel	30/30 2 20x16x4	390x492x95	G4	1.46	1870/68	0.25	0.022
59413005	Pleated Panel	30/30 2 25x16x4	390x619x95	G4	1.83	2363/68	0.25	0.027
59413006	Pleated Panel	30/30 2 25x20x4	492x619x95	G4	2.19	2958/68	0.45	0.033
59413008	Pleated Panel	30/30 2 24x20x4	492x594x95	G4	2.11	2839/68	0.45	0.031
59413010	Pleated Panel	30/30 2 25x25x4	619x619x95	G4	2.79	3689/68	0.5	0.044

Hi-Flo® P-Series



Advantages

- Large surface area
- Low pressure drop
- Comprehensive range of standard sizes
- Controlled media spacing (CMS)
- Certified performance

Application: Air conditioning applications.

Type: Extended surface multi pocket bag filter.

Frame: Galvanised steel.

Media: Glass Fibre.

EN 779:2002 efficiency: F6, F7, F8, F9.

ASHRAE 52.2.1999 efficiency: MERV 11, MERV 13, MERV 14, MERV 15.

Recommended final pressure drop: 450 Pa (suggested economical change point 250 Pa).

Temperature: 70°C maximum in continuous service.


Holding frames: Front and side access housings and frames are available, Type 8 and FC Housings.

Fire rating: UL 900 Class 2.

Reference	Model	Dimensions (WxHxD) mm	Filter classification EN 779:2002	Number of Pockets	Media area m ²	Air flow / pressure drop m ³ /hr/Pa	Unit weight kg	Unit volume m ³
3100009	P6	592 x 592 x 534	F6	10	6.5	3400/70	2.9	0.05
3100010	Q6	490 x 592 x 534	F6	8	5.2	2800/70	2.4	0.05
3100011	R6	287 x 592 x 534	F6	5	3.3	1700/70	1.5	0.03
3100037	P7	592 x 592 x 534	F7	10	6.5	3400/105	2.6	0.05
3100038	Q7	490 x 592 x 534	F7	8	5.2	2800/105	2.4	0.05
3100039	R7	287 x 592 x 534	F7	5	3.3	1700/105	1.6	0.03
3100065	P8	592 x 592 x 534	F8	10	6.5	3400/150	2.4	0.05
3100066	Q8	490 x 592 x 534	F8	8	5.2	2800/145	2.4	0.05
3100067	R8	287 x 592 x 534	F8	5	3.3	1700/140	1.5	0.03
3105008	P9	592 x 592 x 534	F9	10	6.5	3400/150	2.4	0.05
3105010	Q9	490 x 592 x 534	F9	8	5.2	2800/145	2.4	0.05
3105011	R9	287 x 592 x 534	F9	5	3.3	1700/140	1.5	0.03

* 20mm header frame is available on request.

Absolute MDE13/MXE13/GGE13/TRE13



Advantages

- Range of standard size
- Very high efficiency
- Compact design

Application: Very high efficiency final filtration, in air conditioning systems, housing-ducts or diffusers.

Type: Close pleated very high efficiency filter.

Frame: Electro zinc.

Gasket: Endless polyurethane gasket at inlet.

Media: Pleated glass paper.

Separator: Hot melt.

EN 1822 filter class: H13.

MPPS efficiency: $\geq 99.95\%$.

DOP efficiency: $\geq 99.99\%$.

Recommended final pressure drop: 500 Pa.

Maximum flow rate: Nominal flow rate, otherwise reduction in efficiency.

Temperature: 70°C maximum in continuous service.

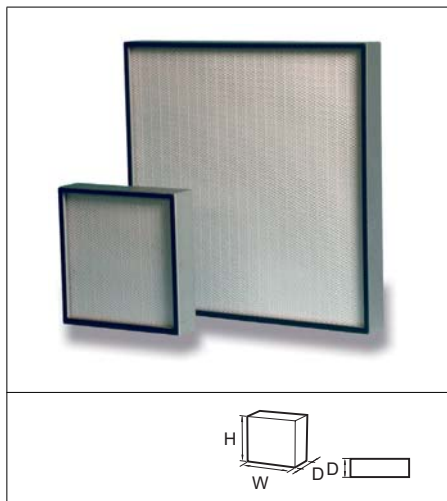
Mounting systems: FCB Housings, Ducts, Diffusers, CAMSAFE.

Fire rating: DIN 53438 Class F1.

Reference	Type	Model	Dimensions (WxHxD) mm	Filter classification EN 1822	Air flow / pressure drop m³/hr/Pa	Media area m²	Unit weight kg	Unit volume m³
1400001	Absolute	MDE13-1200-10/00	1219 x 610 x 150	H13	2618/250	19.7	18	0.14
1400002	Absolute	MDE13-980-10/00	914 x 610 x 150	H13	1958/250	14.7	15	0.11
1400003	Absolute	MDE13-830-10/00	762 x 610 x 150	H13	1635/250	12.3	13.5	0.09
1400004	Absolute	MDE13-600-10/00	610 x 610 x 150	H13	1305/250	9.8	12	0.07
1400005	Absolute	MDE13-500-10/00	575 x 575 x 150	H13	1161/250	8.7	11	0.07
1400006	Absolute	MDE13-300-10/00	457 x 457 x 150	H13	726/250	5.5	10	0.04
1400007	Absolute	MDE13-220-10/00	305 x 610 x 150	H13	645/250	4.9	6	0.04
1400008	Absolute	MDE13-110-10/00	305 x 305 x 150	H13	317/250	2.4	4	0.02
1400051	Absolute	MXE13-1200-10/00	1219 x 610 x 150	H13	3131/250	27.1	18	0.14
1400052	Absolute	MXE13-980-10/00	914 x 610 x 150	H13	2348/250	20.1	15	0.11
1400053	Absolute	MXE13-830-10/00	762 x 610 x 150	H13	1957/250	16.7	13.5	0.09
1400054	Absolute	MXE13-600-10/00	610 x 610 x 150	H13	1565/250	13.4	12	0.07
1400055	Absolute	MXE13-500-10/00	575 x 575 x 150	H13	1384/250	12	11	0.07
1400056	Absolute	MXE13-300-10/00	457 x 457 x 150	H13	867/250	7.4	10	0.04
1400057	Absolute	MXE13-220-10/00	305 x 610 x 150	H13	773/250	6.6	6	0.04
1400058	Absolute	MXE13-110-10/00	305 x 305 x 150	H13	380/250	3.2	4	0.02
1400151	Absolute	GGE13-1250-10/00	762 x 610 x 292	H13	2251/250	19.6	16.6	0.18
1400152	Absolute	GGE13-1000-10/00	610 x 610 x 292	H13	1804/250	15.7	14.2	0.13
1400153	Absolute	GGE13-725-10/00	457 x 610 x 292	H13	1340/250	11.7	11.8	0.13
1400154	Absolute	GGE13-450-10/00	305 x 610 x 292	H13	893/250	7.8	9.4	0.07
1400201	Absolute	TRE13-1250-10/00	762 x 610 x 292	H13	3100/250	29.4	18	0.18
1400202	Absolute	TRE13-1000-10/00	610 x 610 x 292	H13	2485/250	23.5	15.4	0.13
1400203	Absolute	TRE13-725-10/00	457 x 610 x 292	H13	1850/250	17.5	12.6	0.13
1400204	Absolute	TRE13-450-10/00	305 x 610 x 292	H13	1230/250	11.7	9.9	0.07

* Other sizes are available on request.

Megalam MD - H13 to U15



Advantages

- Low pressure drop
- Double faceguard
- Guaranteed performance
- Individually tested according to EN 1822

Application: Final or return filtration for clean rooms with turbulent flow.

Type: High efficiency filter panel with seal for mechanical clamping mounting systems.

Frame: Extruded and anodized aluminium.

Gasket: Endless polyurethane at inlet.

Media: Glass fibre paper.

Separator: Hot-melt beads.

Sealant: Polyurethane.

Faceguard: Expanded metal on both sides, powder coated with RAL 9016.

EN 1822 filter class: H13, H14, U15.

MPPS efficiency: H13: $\geq 99.95\%$, H14: $\geq 99.995\%$, U15: $\geq 99.9995\%$.

Recommended final pressure drop: 500 Pa.

Maximum flow rate: See table, use nom. values otherwise a reduction in efficiency may occur.

Temperature: 70°C maximum in continuous service.

Test: 100% individually tested according to EN 1822.

Mounting system: Mechanical clamping structure, Terminal housings.

Fire rating: UL 900 Class 2, FM 4920 approval on request.

Reference	Model	Dimensions (WxHxD) mm	Filter classification EN 1822	Media area m ²	Air flow / pressure drop m ³ /hr/Pa	Unit weight kg	Unit volume m ³
15002001	MD13- 305*305-10/22	305 x 305 x 66	H13	2.4	151/119	1	0.01
15002002	MD13- 305*610-10/22	305 x 610 x 66	H13	4.8	301/116	2	0.02
15002003	MD13- 610*610-10/22	610 x 610 x 66	H13	9.7	603/115	4	0.03
15002004	MD13- 762*610-10/22	762 x 610 x 66	H13	12.2	753/115	5	0.04
15002005	MD13- 914*610-10/22	914 x 610 x 66	H13	14.6	903/114	6	0.05
15002006	MD13- 1219*610-10/22	1219 x 610 x 66	H13	19.5	1205/114	8	0.07
15002007	MD13- 1524*610-10/22	1524 x 610 x 66	H13	24.5	1506/114	10	0.09
15002008	MD13- 914*762-10/22	914 x 762 x 66	H13	18.4	1128/114	7.5	0.07
15002009	MD13- 1219*762-10/22	1219 x 762 x 66	H13	24.5	1505/114	10	0.09
15002010	MD13- 1524*762-10/22	1524 x 762 x 66	H13	30.7	1881/114	12.5	0.11
15002011	MD13- 914*914-10/22	914 x 914 x 66	H13	22.1	1353/113	9	0.08
15002201	MD14- 305*305-10/22	305 x 305 x 66	H14	2.4	151/145	1	0.01
15002202	MD14- 305*610-10/22	305 x 610 x 66	H14	4.8	301/142	2	0.02
15002203	MD14- 610*610-10/22	610 x 610 x 66	H14	9.7	603/141	4	0.03
15002204	MD14- 762*610-10/22	762 x 610 x 66	H14	12.2	753/140	5	0.04
15002205	MD14- 914*610-10/22	914 x 610 x 66	H14	14.6	903/140	6	0.05
15002206	MD14- 1219*610-10/22	1219 x 610 x 66	H14	19.5	1205/140	8	0.07
15002207	MD14- 1524*610-10/22	1524 x 610 x 66	H14	24.5	1506/140	10	0.09
15002208	MD14- 914*762-10/22	914 x 762 x 66	H14	18.4	1128/139	7.5	0.07
15002209	MD14- 1219*762-10/22	1219 x 762 x 66	H14	24.5	1505/139	10	0.09
15002210	MD14- 1524*762-10/22	1524 x 762 x 66	H14	30.7	1881/139	12.5	0.17
15002211	MD14- 914*914-10/22	914 x 914 x 66	H14	22.1	1353/139	9	0.08
15002401	MD15- 305*305-10/22	305 x 305 x 66	U15	2.7	151/150	1	0.01
15002402	MD15- 305*610-10/22	305 x 610 x 66	U15	5.6	301/146	2	0.02
15002403	MD15- 610*610-10/22	610 x 610 x 66	U15	11.3	603/146	4	0.03
15002404	MD15- 762*610-10/22	762 x 610 x 66	U15	14.2	753/145	5	0.04
15002405	MD15- 914*610-10/22	914 x 610 x 66	U15	17.1	903/145	6	0.05
15002406	MD15- 1219*610-10/22	1219 x 610 x 66	U15	22.7	1205/145	8	0.07
15002407	MD15- 1524*610-10/22	1524 x 610 x 66	U15	28.5	1506/144	10	0.09
15002408	MD15- 914*762-10/22	914 x 762 x 66	U15	21.4	1128/144	7.5	0.07
15002409	MD15- 1219*762-10/22	1219 x 762 x 66	U15	28.5	1505/144	10	0.09
15002410	MD15- 1524*762-10/22	1524 x 762 x 66	U15	35.7	1881/144	12.5	0.11
15002411	MD15- 914*914-10/22	914 x 914 x 66	U15	26	1353/143	9	0.08

*Other sizes are available on request.