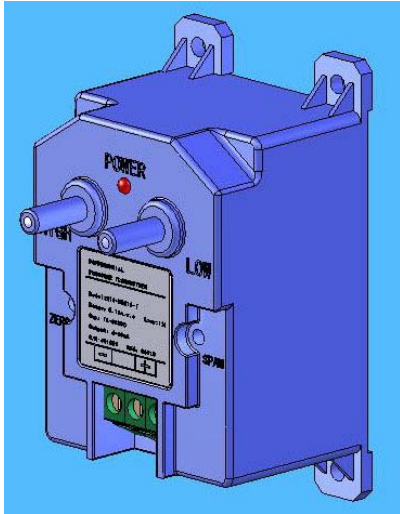


Series A4 – Installation and Operation Manual



1. INTRODUCTION

The Series A4 Differential Pressure Transmitter can accurately measure positive, negative, or differential pressure. The Series A4 is not position sensitive and can be mounted in any orientation without compromising accuracy. The compact, lightweight design makes installation simple and easy.

2. SPECIFICATIONS

Maximum Pressure: Ranges ≤ 5 PSI – Max 15 PSI
Ranges > 5 PSI – Max 30 PSI

Media compatibility: Air and compatible non combustible, non corrosive gasses

Accuracy: Ranges ≤ 4 " w.c. 1.0%
Ranges ≥ 5 " w.c. 0.5% or 0.25%

Temperature Ranges:

Compensated: 15° to 120°F (-10° to 50°C)

Operating: -10° to 155°F (-25° to 70°C)

Thermal Effect: $\pm 0.028\%$ FS/°F

Stability: $\pm 0.25\%$ FS/year

Output Signal: 4-20 mA, 2-wire

Loop Resistance: 250 Ω @ 24 VDC

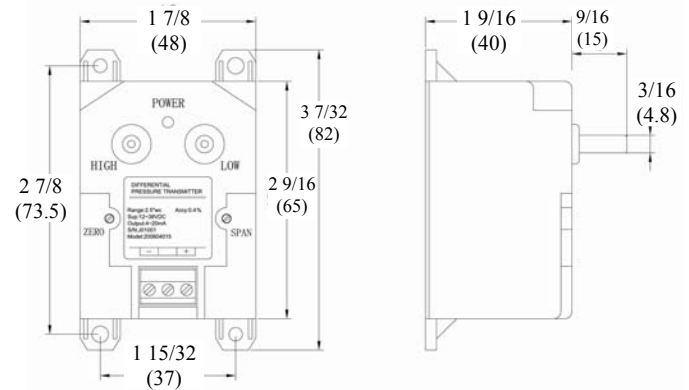
Power Supply: 12-30 VDC

Housing Material: ABS Plastic

Electrical Connections: screw terminals

Process Connection: Push on connection for $\frac{1}{8}$ " I.D. tubing

3. DIMENSIONAL DRAWINGS



4. INSTALLATION

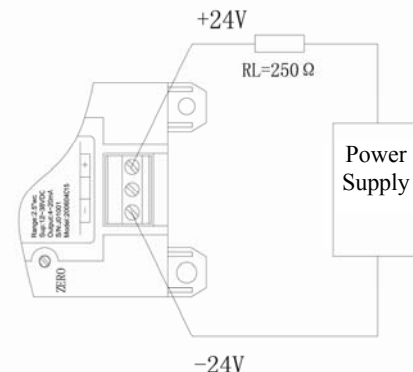
4.1 Mounting

The Series A4 should be mounted in a clean, dry location free from excess vibration. The transmitter can be mounted in any orientation and should be attached by using the 4 holes provided on the housing.

4.2 Pressure Connection

Two push on pressure connections are located on the front of the unit, labeled "High" and "Low". For best results, connect $\frac{1}{8}$ " I.D. push on tubing to the pressure connections. For differential pressure measurement, the higher pressure should be connected to the "High" pressure port. For positive pressure, the "Low" pressure port should be left vented to atmospheric pressure. For negative pressure measurement, the "High" pressure port should be vented to atmospheric pressure.

4.3 Electrical Connections



5. CALIBRATION

The Series A4 is factory calibrated and should not require calibration out of the box. Periodically, it may be necessary to recalibrate the gauge to maintain the accuracy of the product. To “zero” the gauge, remove the pressure connections from both pressure ports and adjust the zero potentiometer until the output is 4 mA. To “span” the gauge, apply the full scale pressure to the High pressure port and adjust the span potentiometer until the output is 20 mA.

To properly calibrate the product, it is necessary to have an accurate pressure standard. If you do not have one available or would like calibration traceable to NIST, please contact Sailsors.

6. MODEL NUMBERS

Model	Range	Model	Range
A4-1	0-1 in.w.c.	A4-1P	0-250Pa
A4-2	0-2 in.w.c.	A4-2P	0-500 Pa
A4-3	0-4 in.w.c.	A4-3P	0-1KPa
A4-4	0-10 in.w.c.	A4-4P	0-2.5 KPa
A4-5	0-1psid	A4-5P	0-7 KPa
A4-6	0-5psid	A4-6P	0-35 KPa
A4-7	0-15psid	A4-7P	0-100 KPa
A4-8	0-30psid	A4-8P	0-200 KPa
A4/Z-1	0.5-0-0.5 in.w.c.	A4/Z-1P	125-0-125 Pa
A4/Z-2	1-0-1 in.w.c.	A4/Z-2P	250-0-250 Pa
A4/Z-3	2-0-2 in.w.c.	A4/Z-3P	500-0-500 Pa
A4/Z-4	5-0-5 in.w.c.	A4/Z-4P	1.25-0-1.25 KPa
A4/Z-5	200-0-200 in.w.c.	A4/Z-5P	50-0-50 KPa
A4/Z-6	15-0-15psid	A4/Z-6P	100-0-100 KPa

7. LIMITED WARRANTY

LIMITED WARRANTY

SAILSORS warrants its products to be free from defects in materials and workmanship for a period of one (1) year from the date of shipment, subject to the following terms and conditions: Without charge, SAILSORS will repair, replace, or refund the purchase price at SAILSORS's option products found to be defective in materials or workmanship within the warranty period; provided that:

- the product has not been subjected to abuse, neglect, accident, incorrect wiring not our own, improper installation or servicing, or use in violation of labels or instructions provided by SAILSORS;
- the product has not been repaired or altered by anyone except SAILSORS;
- the maximum ratings label and serial number or date code have not been removed, defaced, or otherwise changed;
- examination discloses, in the judgment of SAILSORS, the defect in materials or workmanship developed under normal installation, use and service; and
- SAILSORS is notified in advance of and the product is returned to SAILSORS transportation prepaid before expiration of the warranty period.

THIS EXPRESS LIMITED WARRANTY IS IN LIEU OF AND EXCLUDES ALL OTHER REPRESENTATIONS MADE BY ADVERTISEMENTS OR BY AGENTS AND ALL OTHER WARRANTIES, BOTH EXPRESS AND IMPLIED. THERE ARE NO IMPLIED WARRANTIES OF MERCHANTABILITY OR OF FITNESS FOR A PARTICULAR PURPOSE FOR GOODS COVERED HEREUNDER.