



PISTON COMPRESSORS

Over 100,000 compressed air users expect more when it comes to their compressed air supply.

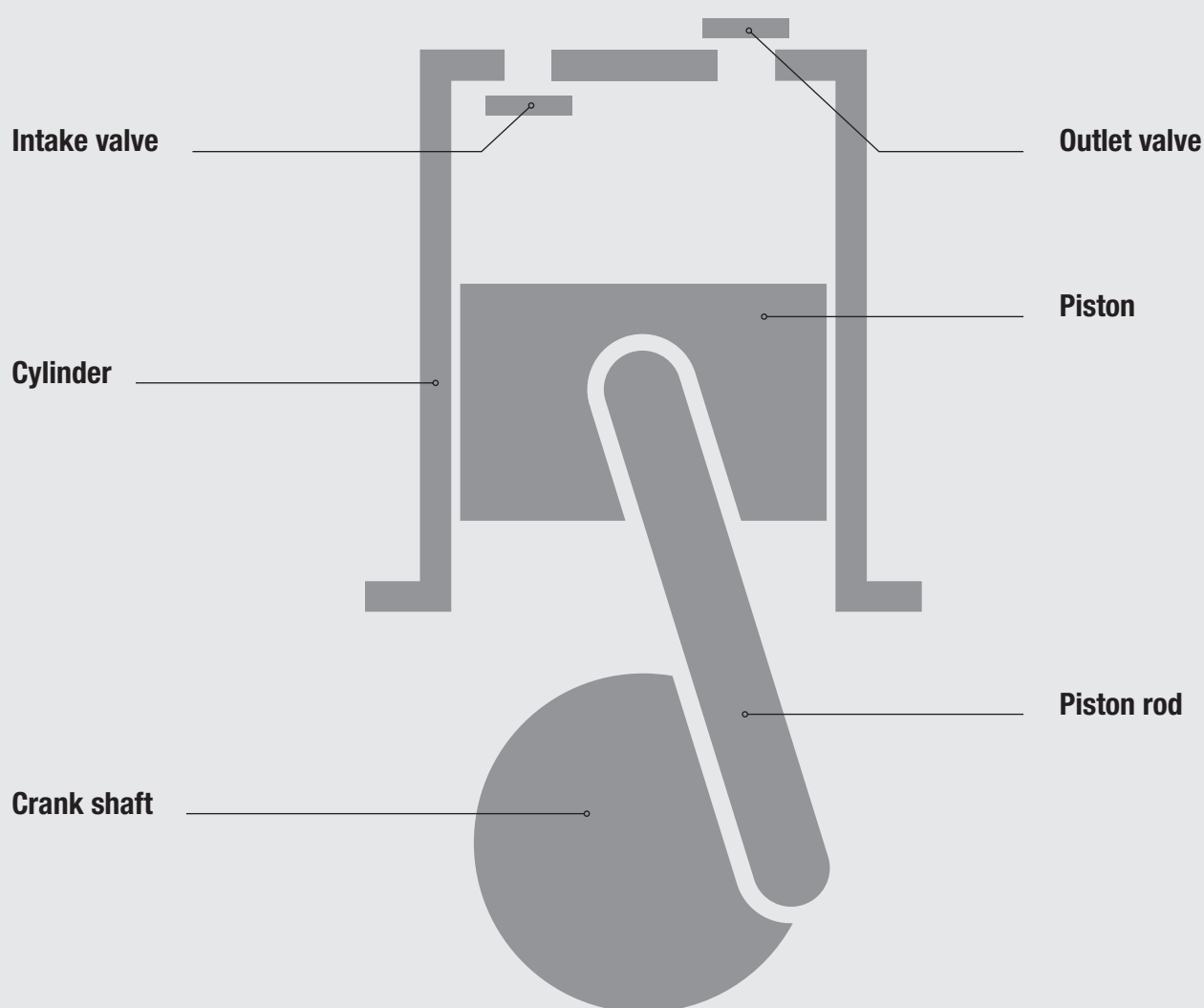
BOGE air provides them with the air to work.

BOGE piston compressors are the embodiment of reliability: for more than 80 years their robust and functional design has provided many users with a dependable and efficient compressed air supply. A large number of options – oil-free or oil-lubricated, equipped with compressed air receiver or refrigerant dryer, mobile or stationary – enables you to configure your individual compressor solution according to your requirements. And of course, each piston compressor comes with proven BOGE quality: long service life and low maintenance cost.

CONTENTS

PISTON COMPRESSORS	4
OIL-FREE PISTON COMPRESSORS	6
OIL-LUBRICATED PISTON COMPRESSORS	14
BOGE SERVICE	26

When did you last see a piston compressor work so **reliably**?



IDEALLY SUITED FOR FLUCTUATING COMPRESSED AIR DEMAND

Where compressed air supply does not require constant peak load operation BOGE piston compressors are the obvious choice being robust and perfectly able to manage high pressures – from small to medium demands.

Industry and trade need safe solutions: Therefore, BOGE piston compressors are engineered to provide dependable compressed air for a wide range of applications. A sophisticated design and uncompromising high quality workmanship ensures that BOGE piston compressors are without a doubt setting the standard when it comes to reliability and efficiency in operation.

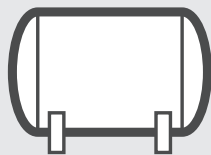
A MODULAR CONCEPT

Using the piston compressor unit as a base, additional modules can be added to configure an individual compressed air system specifically designed to meet individually defined operating


requirements. The final compact unit is supplied ready for connection: for efficient and reliable operation in all types of applications.



Piston compressor



Compressed air receiver



Refrigerant dryer



Membrane dryer

ADVANTAGES OF BOGE PISTON COMPRESSORS



PROGRESSIVE

BOGE piston compressors have been engineered using the latest technological advancements. As an example, the innovative K series compressors utilise the push rod principle that enables completely oil free compressed air generation. Opting for a BOGE piston compressor means always keeping one step ahead of your competitors with safety and efficiency as standard.




RELIABLE

BOGE piston compressors are the reliable backbone of your compressed air supply – for both trade or industrial use. They have stood the test of time for more than 80 years throughout industry: robust, low maintenance and incomparably powerful.



DURABLE

Only top quality materials and the latest technology are used when designing and manufacturing BOGE piston compressors. Precisely manufactured to the smallest tolerances on modern CNC machines BOGE piston compressors are subject to extensive quality control before leaving production. This is why BOGE piston compressors are durable and robust.



FLEXIBLE

Thanks to the modular design principle, BOGE piston compressors can be easily upgraded. You decide for yourself – an oil-free or oil-lubricated system, a small, medium or variable output, with or without a receiver and/or refrigerant dryer. This allows you to have the optimum solution for your application.

The K Series: compact, cost efficient, consistently oil free. Construction advantages.



UNIQUE: THE PUSH ROD PRINCIPLE.

The BOGE K series is engineered to provide a cost effective source of oil free compressed air. It utilises an innovative push rod principle. This design reduces frictional forces and consequently reduces wear. The cylinder bore, in which the special compound coated piston moves, is made of a high strength aluminium-silicon alloy. As the push rod principle operates 100 percent oil free, neither the generated compressed air nor the accrued condensate, contain even the slightest trace of oil.

The innovation boost for oil free compressed air: The BOGE K series has been developed utilising the unique push rod system ensuring the absolutely efficient generation of oil free compressed air with extremely low wear and all in a compact design. The BOGE K series is the ideal solution for fluctuating compressed air demand regardless of whether used as a basic load or peak load machine in industry sectors that demand oil free air.



100 PERCENT OIL FREE

You can absolutely rely on the BOGE K series because the system is designed to work 100 percent oil free to prevent any contamination right from the start – producing consistently high quality and environmentally friendly compressed air. No oil in the compressed air, no oil in the condensate!



100 PERCENT DEMAND ORIENTED

The BOGE K series is engineered to adapt to your air requirements. Single stage generation up to 10 bar, multi stage generation up to 15 and/or 40 bar. With rated motor powers between 2.2 and 11 kW producing outputs between 244 and 1.296 l/min.



100 PERCENT ECONOMICALLY EFFICIENT

The BOGE K series provides benefits and savings in several ways: with regard to downstream air treatment; with regard to condensate disposal; with regard to service because of minimised maintenance and inspection costs; with regard to lifecycle costs because no oil changes are required at all, and with regard to power consumption because K stands for energy efficient operation.



LOW WEAR

The push rod with piston guide system optimises efficiency by reducing friction and wear. As a result, the service life of the piston coating is considerably higher – and your maintenance costs are kept consistently lower.



INTELLIGENT CONTROL SYSTEM

The K series machines is equipped with the BASIC control as standard or the FOCUS control as an option where the BOGE leakage monitor comes as a standard enabling you to monitor your compressed air network for leakages.



FLEXIBLE RANGES OF APPLICATION

The BOGE K series is, among others, successfully used in hospitals, the pharmaceutical industry, the food industry and in breweries – or wherever absolutely oil free compressed air, a compact design and efficiency play an important role.

Piston compressors **K 3 to K 15**

Compressor units **K 3- to K 15-**




Effective free air delivery: 244 – 1296 l/min, 9 – 46 cfm
Pressure range: 10 – 40 bar, 150 – 600 psig
Rated power: 2.2 – 11 kW, 3 – 15 HP



K 3 to K 15

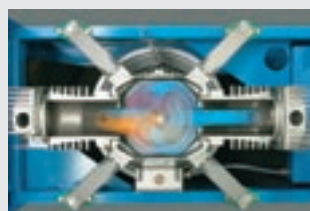


K 3- to K 15-




OIL-FREE SYSTEM

The K series does not use an oil-lubricated crosshead drive. It is therefore ideally suited to sensitive applications where absolutely oil free compressed air is paramount such as in the pharmaceutical and food industries.



PUSH ROD PRINCIPLE

BOGE developed the K series oil-free piston compressor utilising state-of-the-art compressor technology. The cylinder is mounted horizontally, and a centrally located crankshaft operates a push rod principle, ensuring the piston remains parallel in the cylinder. This innovation vastly reduces cylinder ring wear experienced in all conventional systems.



EFFICIENCY

As an oil-free compressor, the requirement for downstream air treatment is significantly reduced – if not eliminated with the K series. Therefore pressure losses experienced during the treatment process can be minimised or eradicated leading to a noticeable reduction in energy costs.



BASIC CONTROL

Optional the K series is available with the BOGE BASIC or FOCUS with pressure sensor technology and additional control functions.

This is how compact and cost efficient oil free compressed air can be:

The K series piston compressors have been developed utilising the innovative push rod principle providing absolutely oil-free compression – in an entirely new compact design. The K series has been specifically designed for the smaller compressed air user requiring 100% oil-free compressed air. And, available at an unbeatable cost effective price/performance ratio!

BOGE Model	Receiver volume Litres	Max. pressure		Effective free air delivery*		Nominal output drive motor		Dimensions silenced	Dimensions super-silenced	Weight silenced	Weight super-silenced
		bar	psig	l/min	cfm	kW	HP	W x D x H (mm)	W x D x H (mm)	kg	kg
K 3		10	150	244	9.0	2.2	3.0	1012 x 804 x 784	1312 x 804 x 784	182	189
K 4		10	150	328	12.0	3.0	4.0	1012 x 804 x 784	1312 x 804 x 784	182	189
		15	220	279	10.0	3.0	4.0	1012 x 804 x 784	1312 x 804 x 784	182	189
K 6		10	150	466	16.0	4.0	5.5	1012 x 804 x 784	1312 x 804 x 784	209	216
		15	220	420	15.0	4.0	5.5	1012 x 804 x 784	1312 x 804 x 784	209	216
K 8		10	150	648	23.0	5.5	7.5	1012 x 804 x 784	1312 x 804 x 784	225	232
		40	600	390	14.0	5.5	7.5	1012 x 804 x 784	1312 x 804 x 784	232	239
K 15		10	150	1296	46.0	11.0	15.0	1497 x 806 x 891	2097 x 806 x 891	379	391
		15	220	794	28.0	11.0	15.0	1497 x 806 x 891	2097 x 806 x 891	380	392
		40	600	780	27.5	11.0	15.0	1497 x 806 x 891	2097 x 806 x 891	380	392
K 3-	270	10	150	244	9.0	2.2	3.0	1770 x 804 x 1346	1770 x 804 x 1346	290	297
K 4-	270	10	150	328	12.0	3.0	4.0	1770 x 804 x 1346	1770 x 804 x 1346	290	297
K 4-	250	15	220	279	10.0	3.0	4.0	1630 x 804 x 1346	1630 x 804 x 1346	310	317
K 6-	270	10	150	466	16.0	4.0	5.5	1770 x 804 x 1346	1770 x 804 x 1346	320	327
K 6-	250	15	220	420	15.0	4.0	5.5	1630 x 804 x 1346	1630 x 804 x 1346	340	347
K 8-	270	10	150	648	23.0	5.5	7.5	1770 x 804 x 1346	1770 x 804 x 1346	330	337
K 8-	250	40	600	390	14.0	5.5	7.5	1630 x 804 x 1346	1630 x 804 x 1346	470	477
K 15-	270	10	150	1296	46.0	11.0	15.0	1770 x 806 x 1453	2097 x 806 x 1453	490	502
	250	15	220	794	28.0	11.0	15.0	1510 x 806 x 1453	2097 x 806 x 1453	510	522
	250	40	600	780	27.5	11.0	15.0	1560 x 806 x 1453	2097 x 806 x 1453	590	602

* Free air delivery according to VDMA 4362 at 80% max. pressure. Emitted sound pressure levels from 70 dB(A) according to DIN EN ISO 2151:2009
Further receiver sizes available on request.

Piston compressors **ASO 260** to **ASO 480**

Compressor units **BSO 260-** to **BSO 480-**

Duplex compressor packages **BSO 260-...D** to **BSO 480-...D**



Effective free air delivery: 156 – 367 l/min, 6 – 13 cfm

Pressure range: 8 and 10 bar, 115 and 150 psig

Rated power: 1.5 – 3.2 kW, 2 – 4 HP



ASOL 260 to ASOL 480
ASO 260 to ASO 480



BSOL 260- to BSOL 480-
BSO 260- to BSO 480-



BSOL 260-...D to BSOL 480-...D
BSO 260-...D to BSO 480-...D



OIL-FREE


OIL-FREE SYSTEM

Absolutely clean and oil free compressed air is guaranteed. These compressors are also known for their operational safety and dependable supply of compressed air.



FLEXIBILITY

A modular design concept ensures that each compressor can be built to meet the specific compressed air requirements for optimum performance. For this purpose, individual components are available: e.g. receivers, dual receivers, membrane dryers or super silencing.



EFFICIENCY

EFFICIENCY

Every compressor can be adapted to meet specific demand: variable pressures and outputs ensure reliable and economic operation under base and peak load conditions.



COMPRESSED AIR TREATMENT

Option: a membrane dryer can be integrated which ensures compressed air drying without condensate fallout. The dryer does not require any additional space and operates without motor and in an energy efficient manner.

Oil-free compressed air for any type of requirement: Ultimate flexibility and maximum reliability are key characteristics of these oil-free compressors. Due to their modular design the compressors can be specifically configured for the individual requirements of the customer – from variable pressures and outputs to optional components such as dual receivers or integrated membrane dryers.

BOGE Model	Flow capacity (Displacement)			Flow capacity						Com-pressor speed	Number of cylinders	Motor	Dimensions W x D x H	Weight
				Max. pressure 8 bar (FAD as per VDMA 4362) 6 bar			Max. pressure 10 bar (FAD as per VDMA 4362) 8 bar							
	l/min	m³/h	cfm	l/min	m³/h	cfm	l/min	m³/h	cfm					
8 and 10 bar / 115 and 150 psig standard														
ASO 260	260	15.6	9	176	10.6	6	156	9.4	5.5	1450	1	1.5	765x408x582	69
ASO 370	370	22.2	13	275	16.5	10	256	15.4	9.0	1450	1	2.2	765x408x582	69
ASO 480	480	28.8	17	367	22.0	13	339	20.3	12.0	1450	1	3.2	765x408x582	70
8 and 10 bar / 115 and 150 psig super-silenced														
ASOL 260	260	15.6	9	176	10.6	6	156	9.4	5.5	1450	1	1.5	915x480x730	121
ASOL 370	370	22.2	13	275	16.5	10	256	15.4	9.0	1450	1	2.2	915x480x730	121
ASOL 480	480	28.8	17	367	22.0	13	339	20.3	12.0	1450	1	3.2	915x480x730	123

BOGE Model	Re-ceiver volume	Flow capacity (Displacement)			Flow capacity						Com-pressor speed	Num-ber of cylin-ders	Motor	Dimensions W x D x H	Weight
					Max. pressure 8 bar (FAD as per VDMA 4362) 6 bar			Max. pressure 10 bar (FAD as per VDMA 4362) 8 bar							
	Litres	l/min	m³/h	cfm	l/min	m³/h	cfm	l/min	m³/h	cfm	min ⁻¹		kW	mm	kg
8 and 10 bar / 115 and 150 psig standard															
BSO 260-	150	260	15.6	9	176	10.6	6	156	9.4	5.5	1450	1	1.5	1425x535x1045	133
BSO 370-	150	370	22.2	13	275	16.5	10	256	15.4	9.0	1450	1	2.2	1695x535x1045	133
BSO 480-	270	480	28.8	17	367	22.0	13	339	20.3	12.0	1450	1	3.2	1470x600x1190	133
8 and 10 bar / 115 and 150 psig super-silenced															
BSOL 260-	150	260	15.6	9	176	10.6	6	156	9.4	5.5	1450	1	1.5	1425x535x1232	180
BSOL 370-	150	370	22.2	13	275	16.5	10	256	15.4	9.0	1450	1	2.2	1425x535x1232	180
BSOL 480-	270	480	28.8	17	367	22.0	13	339	20.3	12.0	1450	1	3.2	1470x600x1340	180

BOGE Model	Re- ceiver volume Litres	Flow capacity (Displacement)			Flow capacity						Com- pressor speed min ⁻¹	Number of cylin- ders	Motor kW	Dimensions W x D x H mm	Weight kg	
					Max. pressure 8 bar (FAD as per VDMA 4362) 6 bar			Max. pressure 10 bar (FAD as per VDMA 4362) 8 bar								
		l/min	m³/h	cfm	l/min	m³/h	cfm	l/min	m³/h	cfm						
8 and 10 bar / 115 and 150 psig standard																
BSO 260-...D	270	2x260	2x15.6	2x 9	2x176	2x10.6	2x 6	2x156	2x 9.4	2x 5.5	2x1450	2x1	2x1.5	1825x700x1225	240	
BSO 370-...D	270	2x370	2x22.2	2x13	2x275	2x16.5	2x10	2x256	2x15.4	2x 9.0	2x1450	2x1	2x2.2	1825x700x1225	240	
BSO 480-...D	270	2x480	2x28.8	2x17	2x367	2x22.0	2x13	2x339	2x20.3	2x12.0	2x1450	2x1	2x3.2	1825x700x1225	240	
8 and 10 bar / 115 and 150 psig super-silenced																
BSOL 260-...D	270	2x260	2x15.6	2x 9	2x176	2x10.6	2x 6	2x156	2x 9.4	2x 5.5	2x1450	2x1	2x1.5	1965x605x1340	335	
BSOL 370-...D	270	2x370	2x22.2	2x13	2x275	2x16.5	2x10	2x256	2x15.4	2x 9.0	2x1450	2x1	2x2.2	1965x605x1340	335	
BSOL 480-...D	270	2x480	2x28.8	2x17	2x367	2x22.0	2x13	2x339	2x20.3	2x12.0	2x1450	2x1	2x3.2	1965x605x1340	335	

Compressor unit **BSO 480**

Compressor station **BSO 480 DM**

Effective free air delivery: 284 – 367 l/min, 10 – 13 cfm

Pressure range: 8 and 10 bar, 115 and 150 psig

Rated power: 3.2 kW, 4 HP

BSOL 480



BSO 480

Compressor unit **BSO**

Piston compressor
installed directly onto tandem horizontal receivers
(super-silenced version: BSOL)



BSOL 480 DM



BSO 480 DM

Compressor unit **BSO DM**

Piston compressor
installed directly onto tandem horizontal receivers
with membrane dryer
(super-silenced version: BSOL)



BOGE Model	Re-ceiver volu-me Litres	Flow capacity (Displacement)			Flow capacity						Com-pressor speed min ⁻¹	Num-ber of cylin-ders	Motor kW	Dimensions W x D x H mm	Weight kg	
					Max. pressure 8 bar (FAD as per VDMA 4362) 6 bar			Max. pressure 10 bar (FAD as per VDMA 4362) 8 bar								
		l/min	m³/h	cfm	l/min	m³/h	cfm	l/min	m³/h	cfm						
8 and 10 bar / 115 and 150 psig standard																
BSO 480	2x18	480	28.8	17	367	22	13	339	20.3	12	1450	1	3.2	780x530x 930	110	
8 and 10 bar / 115 and 150 psig super-silenced																
BSOL 480	2x18	480	28.8	17	367	22	13	339	20.3	12	1450	1	3.2	940x600x1230	210	

BOGE Model	Re-ceiver volu-me Litres	Flow capacity (Displacement)			Flow capacity						Com-pressor speed min ⁻¹	Num-ber of cylin-ders	Motor kW	Dimensions W x D x H mm	Weight kg	
					Max. pressure 8 bar (FAD as per VDMA 4362) 6 bar			Max. pressure 10 bar (FAD as per VDMA 4362) 8 bar								
		l/min	m³/h	cfm	l/min	m³/h	cfm	l/min	m³/h	cfm						
8 and 10 bar / 115 and 150 psig standard																
BSO 480 DM	2x18	480	28.8	17	329	19.7	12	284	17	10	1450	1	3.2	780x535x 930	115	
8 and 10 bar / 115 and 150 psig super-silenced																
BSOL 480 DM	2x18	480	28.8	17	329	19.7	12	284	17	10	1450	1	3.2	940x600x1230	215	

BOGE BOOSTER

SRMV 390 to SRHV 470



Effective free air delivery: 937 – 7320 l/min, 33 – 258 cfm
(depending on booster pressure)

Maximum pressure: 15 and 40 bar, 220 and 600 psig

Rated power: 5.5 – 18.5 kW, 7.5 – 25 HP



FLEXIBILITY AND EFFICIENCY

Input and final pressures can be easily modified on the BOGE Booster providing a universal compressor to meet varying pressure requirements. It is also worth bearing in mind that boosting the pressure of an existing network will result in reduced energy consumption.



INTEGRATED OIL LEVEL MONITORING

Oil level monitoring comes standard with the BOGE Booster ensuring increased operating safety and reduced maintenance costs.



PRE-FILTER

A pre-filter comes standard with the BOGE Booster to optimise intake air quality. This serves to prevent damage in aggressive environments and maintains operational integrity.



VENTILATION WITH CONDENSATE DRAIN

Ventilation with condensate drain is an optional extra for the BOGE Booster; it is compact and does not require any additional space.

Optimised for extremely high pressures: Do you require particularly high pressures for specific applications in your compressed air network? The BOGE Booster takes pre-compressed and already treated compressed air from an existing network or a low pressure compressor and boosts it to the desired higher pressure – absolutely cost efficient!

BOGE Model	Flow capacity (Displacement)		Flow capacity at booster				Flow capacity (FAD as per DIN 1945)		Com- pressor speed min ⁻¹	Num- ber of cylen- ders	Motor		Dimensions W x D x H		Weight
	l/min	cfm	5 bar		10 bar		l/min	cfm			kW	HP	approx. mm	approx. kg	
			l/min	cfm	l/min	cfm									
15 bar / 220 psig standard															
SRMV 390-5	390	14	2340	83	—	—	2135	75	920	2	5.5	7.5	1300x740x890	210	
SRMV 510-5	509	17	3054	108	—	—	2728	96	1200	2	7.5	10.0	1300x740x890	215	
SRMV 720-5	719	25	4314	152	—	—	3766	133	1130	3	11.0	15.0	1300x740x874	260	
SRMV 920-5	919	32	5514	195	—	—	4901	173	830	4	15.0	20.0	1350x740x960	330	
SRMV 390-10	390	14	—	—	4290	151	4155	147	920	2	5.5	7.5	1300x740x890	210	
SRMV 570-10	564	20	—	—	6204	219	5586	197	1330	2	7.5	10.0	1300x740x890	215	
SRMV 720-10	719	25	—	—	7909	279	7320	258	1130	3	11.0	15.0	1300x740x874	260	
40 bar / 600 psig super-silenced															
SRHV 200-5	205	7	1230	44	—	—	937	33	830	2	5.5	7.5	1300x740x890	240	
SRHV 250-5	248	9	1488	53	—	—	1150	41	1010	2	7.5	10.0	1300x740x890	215	
SRHV 450-5	443	16	2658	94	—	—	2117	75	1200	3	11.0	15.0	1300x740x874	260	
SRHV 540-5	535	19	3210	113	—	—	2573	91	1450	3	15.0	20.0	1300x740x874	270	
SRHV 170-10	170	6	—	—	1870	66	1575	56	695	2	7.5	10.0	1300x740x890	245	
SRHV 280-10	278	10	—	—	3058	108	2680	94	1130	2	11.0	15.0	1300x740x890	250	
SRHV 420-10	417	15	—	—	4587	162	3976	140	1130	3	15.0	20.0	1300x740x874	270	
SRHV 470-10	469	17	—	—	5159	182	4559	164	1270	3	18.5	25.0	1300x740x874	250	

Piston compressors **RM 2500 to RM 6200**



Piston compressors **RH 2400 to RH 2830**



Effective free air delivery: 1800 – 4840 l/min, 70 – 170 cfm

Maximum pressure: 10 – 30 bar, 150 – 440 psig

Rated power: 15 – 37 kW, 20 – 50 HP



RELIABILITY

BOGE piston compressors work according to a time proven principle which is characterised by reliability, efficiency and robustness. Designed for long-term performance, BOGE piston compressors ensure maximum operating safety even under the most arduous of conditions.

HIGH QUALITY

Quality pays off: Since only top quality components are selected in the manufacture of BOGE piston compressors you will benefit from a long service life and low maintenance costs – advantages you will enjoy indefinitely.

BASE AND PEAK LOAD OPERATION

BOGE piston compressors can be used intermittently as base or peak load compressors, thus optimising compressed air supply with maximum efficiency.

The ideal solution for high outputs: The RM and RH series piston compressors are designed for those applications that require higher pressure outputs. They operate reliably and efficiently and deliver up to 4,840 l/min / 220 cfm – and are so robust that you need not worry about your compressed air supply.

BOGE Model	Flow capacity (Displacement)		Flow capacity (FAD as per DIN 1945)		Compressor speed min ⁻¹	Number of cylinders	Motor		Dimensions W x D x H mm	Air discharge	Weight approx. kg	Cooling air requirement m ³ /h
	l/min	cfm	l/min	cfm			kW	HP				
10 bar standard												
RM 3350	3360	120	2720	100	1300	3	18.5	25	1600x 800x1500	DN 40	620	5600
RM 3650	3620	130	2930	110	1400	3	22.0	30	1600x 800x1500	(PN 16)	640	6700
RM 5000	5030	180	4040	145	1300	4	30.0	40	1600x 800x1500	DN 40	740	9300
RM 6200	6200	220	4840	170	1600	4	37.0	50	1600x 800x1500	(PN 16)	760	11000
15 bar standard												
RM 2500	2500	90	1880	70	950	3	15.0	20	1600x 800x1500		600	4700
RM 2950	2950	100	2330	80	1150	3	18.5	25	1600x 800x1500	DN 40	620	5600
RM 3300	3340	120	2670	90	1300	3	22.0	30	1600x 800x1500	(PN 16)	640	6700
RM 3600	3600	130	2900	100	1400	3	30.0	40	1600x 800x1500		675	9300
25 and 30 bar standard												
RH 2400	2400	90	1800	60	930	4	18.5	25	1600x 770x1500		680	5600
RH 2830	2830	100	2160	80	1100	4	30.0	40	1600x 770x1500		680	9300

TOP AIR

Piston compressors **SC 3 to SC 20**



Effective free air delivery: 283 – 1913 l/min, 10 – 68 cfm


Maximum pressure: 10 and 15 bar, 150 and 220 psig

Rated power: 2.2 – 15 kW, 3 – 20 HP



MODULAR DESIGN

TOP AIR compressors offer a space saving solution thanks to a compact design. They are supplied ready for connection to the airline and electric power supply.



SUPER SOUND INSULATION

The compressor is equipped with super sound insulation as standard – no additional footprint space is required.



INTEGRATED SWITCH CABINET

An IP54 switch cabinet contains the compressor control with advanced pressure sensor technology as well as star delta starting – each compressor is completely pre-wired and ready for connection.



CONTROL

The BOGE FOCUS control is the standard compressor control and provides numerous control and monitoring features.

Intelligent and space saving piston compressor: The TOP AIR compressor successfully combines the advantages of a piston compressor with the advanced features of a modern control and monitoring system. Intelligent monitoring controls both compressed air generation and treatment whilst at the same time ensures absolute operational efficiency. Comfortable and reliable operation in an unbeatable compact design!

BOGE Model	Flow capacity (Displacement)		Flow capacity (FAD as per VDMA 4362)		Compressor speed min ⁻¹	Number of cylinders	Motor		Dimensions W x D x H approx. mm	Weight approx. kg
	l/min	cfm	l/min	cfm			kW	HP		
10 bar super-silenced										
SC 6	710	25	542	20	730	2	4.0	5.5	830x1120x1570	341
SC 8	970	35	734	26	1010	2	5.5	7.5	830x1120x1570	363
SC 10	1330	47	1009	36	920	3	7.5	10.0	830x1120x1570	389
SC 15	2030	72	1508	54	1050	4	11.0	15.0	830x1120x1570	453
SC 20	2600	92	1913	68	1350	4	15.0	20.0	830x1120x1570	463
15 bar super-silenced										
SC 3	320	12	283	10	650	2	2.2	3.0	830x1120x1570	337
SC 4	450	16	394	14	920	2	3.0	4.0	830x1120x1570	343
SC 6	610	22	541	19	625	3	4.0	5.5	830x1120x1570	368
SC 8	800	29	693	25	830	3	5.5	7.5	830x1120x1570	390
SC 10	1100	39	928	33	1130	3	7.5	10.0	830x1120x1570	397
SC 15	1640	58	1319	47	1130	4	11.0	15.0	830x1120x1570	463
SC 20	2030	72	1615	58	1400	4	15.0	20.0	830x1120x1570	473

Emitted sound pressure levels from 60 dB(A) according to DIN EN ISO 2151:2009

Piston compressors **SR 270 to SR 2600**

Compressor unit **SB 270- to SB 2600-**



Effective free air delivery: 185 – 1913 l/min, 6.5 – 68 cfm
Maximum pressure: 10 – 35 bar, 150 – 515 psig
Rated power: 1.5 – 15 kW, 2 – 20 HP

SR 710 to SR 2600
SRM 320 to SRM 2030
SRH 330 to SRH 1250



SR 270 to SR 475




SB 270- to SB 475-
SB 710- to SB 2600-
SBM 320- to SBM 2030-




RELIABILITY

BOGE piston compressors work according to a proven principle that is characterised by reliability, efficiency and robustness. Designed for long-term performance, BOGE piston compressors ensure maximum operating reliability even in the most arduous conditions.



HIGH QUALITY

Quality pays off: Since only top quality components are used in the manufacture of BOGE piston compressors you will benefit from a long service life and low maintenance costs – advantages you will enjoy indefinitely.



BASE AND PEAK LOAD OPERATION

BOGE piston compressors can be used intermittently as base or peak load compressors, thus optimising compressed air supply with maximum efficiency.



FLEXIBILITY

The modular design concept allows you to individually choose the type of compressor and the size of the receiver you require to meet your operating requirements.

For those compressed air users who require higher pressures:
SR and SB series piston compressors reliably and efficiently
produce pressures up to 35 bar / 515 psig. A proven compression
principle guarantees totally dependable compressed air supply
for those applications requiring higher pressures.

BOGE Model	Flow capacity (Displacement)		Flow capacity (FAD as per VDMA 4362)		Com-pressor speed min ⁻¹	Number of cylinders	Motor		Dimensions W x D x H mm	Weight kg
	l/min	cfm	l/min	cfm			kW	HP		
10 bar / 150 psig standard										
SR 270	270	9.5	185	6.5	650	1	1.5	2.0	910x410x620	120
SR 370	370	13.0	260	9.0	900	1	2.2	3.0	910x410x620	120
SR 475	475	17.0	340	12.0	1150	1	3.0	4.0	910x410x620	120
SR 710	710	25.0	542	20.0	730	2	4.0	5.0	1300x740x890	180
SR 970	970	35.0	734	26.0	1010	2	5.5	7.5	1300x740x890	200
SR 1330	1330	47.0	1009	36.0	920	3	7.5	10.0	1300x740x900	215
SR 2030	2030	72.0	1508	54.0	1050	4	11.0	15.0	1330x740x930	275
SR 2600	2600	92.0	1913	68.0	1350	4	15.0	20.0	1330x740x930	285
15 bar / 220 psig standard										
SRM 320	320	12.0	283	10.0	650	2	2.2	3.0	1330x700x890	160
SRM 450	450	16.0	394	14.0	920	2	3.0	4.0	1330x700x890	175
SRM 610	610	22.0	541	19.0	625	3	4.0	5.0	1300x740x900	200
SRM 800	800	29.0	693	25.0	830	3	5.5	7.5	1300x740x900	220
SRM 1100	1100	39.0	928	33.0	1130	3	7.5	10.0	1300x740x900	230
SRM 1640	1640	58.0	1319	47.0	1130	4	11.0	15.0	1330x740x930	280
SRM 2030	2030	72.0	1615	58.0	1400	4	15.0	20.0	1330x740x930	295
35 bar / 515 psig standard										
SRH 330	330	12.0	272	10.0	680	2	3.0	4.0	1300x700x890	170
SRH 460	460	17.0	373	13.0	950	2	4.0	5.0	1300x700x890	185
SRH 660	660	24.0	509	18.0	680	3	5.5	7.5	1300x740x900	225
SRH 940	940	33.0	706	25.0	970	3	7.5	10.0	1300x740x900	225
SRH 1250	1250	45.0	942	33.0	1290	3	11.0	15.0	1300x740x900	260

BOGE Model	Receiver volume	Flow capacity (Displacement)		Flow capacity (FAD as per VDMA 4362)		Com-pressor speed min ⁻¹	Number of cylinders	Motor		Dimensions W x D x H	Weight
	Litres	l/min	cfm	l/min	cfm			kW	HP	mm	kg
10 bar / 150 psig standard											
SB 270-	150	270	9.5	185	6.5	650	1	1.5	2.0	1540x480x1030	160
SB 370-	150	370	13.0	260	9.0	900	1	2.2	3.0	1540x480x1030	160
SB 475-	150	475	17.0	340	12.0	1150	1	3.0	4.0	1640x570x1160	210
SB 710-	350	710	25.0	542	20.0	730	2	4.0	5.0	1930x740x1470	305
SB 970-	350	970	35.0	734	26.0	1010	2	5.5	7.5	1930x740x1470	325
SB 1330-	500	1330	47.0	1009	36.0	920	3	7.5	10.0	1920x740x1530	380
SB 2030-	750	2030	72.0	1508	54.0	1050	4	11.0	15.0	2000x750x1720	510
SB 2600-	750	2600	92.0	1913	68.0	1350	4	15.0	20.0	2000x750x1720	520
15 bar / 220 psig standard											
SBM 320-	350	320	12.0	283	10.0	650	2	2.2	3.0	1720x700x1440	280
SBM 450-	350	450	16.0	394	14.0	920	2	3.0	4.0	1720x700x1440	295
SBM 610-	350	610	22.0	541	19.0	625	3	4.0	5.0	1930x740x1470	360
SBM 800-	500	800	29.0	693	25.0	830	3	5.5	7.5	1920x740x1530	435
SBM 1100-	500	1100	39.0	928	33.0	1130	3	7.5	10.0	1920x740x1530	445
SBM 1640-	750	1640	58.0	1319	47.0	1130	4	11.0	15.0	2000x870x1720	575
SBM 2030-	750	2030	72.0	1615	58.0	1400	4	15.0	20.0	2000x870x1720	525

Piston compressors **SRD 125** and **SRD 250** Compressor unit **SBD 125-** and **SBD 250-** Duplex compressors **SBD 125-...D** and **SBD 250-...D**



Displacement: 125 and 250 l/min, 4.5 and 9 cfm
Maximum pressure: 10 and 15 bar, 150 and 220 psig
Rated power: 0.75 and 1.5 kW, 1 and 2 HP

SRDL 125 to SRDL 250



SRD 125 to SRD 250
SRMD 125 to SRMD 250

SBDL 125- to SBDL 250-





SBD 125- to SBD 250-
SBMD 125- to SBMD 250-

SBDL 125-...D to SBDL 250-...D



SBD 125-...D to SBD 250-...D



MODULAR DESIGN

The compact design ensures the compressor fits neatly into the space available – even where this may be limited. An intelligent layout of component parts such as the short pipe runs, further serves to minimise flow losses.

HIGH QUALITY

Quality pays off: Since only top quality components are used in the manufacture of BOGE piston compressors you will benefit from a long service life and low maintenance costs – advantages you will enjoy indefinitely.

FLEXIBILITY

The modular design concept allows you to individually choose the type of compressor and the size of the receiver you require to meet your operating requirements.

EFFICIENCY

Every compressor can be adapted to meet specific demand: variable pressures and outputs ensure reliable and economic operation under base and peak load conditions.

As flexible, as piston compressors can be: The SRD / SBD series has a large number of optional extras. You can also specify your compressor be upgraded with a horizontal air receiver or a refrigerant dryer. All components are completely pre-assembled at our factory and are supplied ready for use. As a result you receive a compressed air system especially configured to your specific application and requirements.

BOGE Model	Flow capacity (Displacement)			Compressor speed min ⁻¹	Number of cylinders	Motor		Dimensions W x D x H mm	Compressed air connection	Weight kg
	l/min	m³/h	cfm			kW	HP			
10 bar / 150 psig standard										
SRD 125	125	7.5	4.5	1450	1	0.75	1	470x275x340	DN 12	32
SRD 250	250	15.0	9.0	1450	2	1.50	2	485x345x335	DN 12	38
10 bar / 150 psig super-silenced										
SRDL 125	125	7.5	4.5	1450	1	0.75	1	600x400x475	DN 12	61
SRDL 250	250	15.0	9.0	1450	2	1.50	2	600x400x475	DN 12	67
15 bar / 220 psig standard, for intermittent operation										
SRMD 125	125	7.5	4.5	1450	1	0.75	1	470x275x340	DN 12	32
SRMD 250	250	15.0	9.0	1450	2	1.50	2	485x345x335	DN 12	38

BOGE Model	Receiver volume	Flow capacity (Displacement)			Compressor speed min ⁻¹	Number of cylinders	Motor		Dimensions W x D x H mm	Compressed air connection	Weight kg
	Litres	l/min	m ³ /h	cfm			kW	HP			
10 bar / 150 psig standard											
SBD 125-	18	125	7.5	4.5	1450	1	0.75	1	530x300x645	G 1/4	42
SBD 250-	18	250	15.0	9.0	1450	2	1.50	2	525x300x650	G 1/4	51
10 bar / 150 psig super-silenced											
SBDL 125-	50	125	7.5	4.5	1450	1	0.75	1	1025x405x875	G 3/8	74
SBDL 250-	50	250	15.0	9.0	1450	2	1.50	2	1025x405x875	G 3/8	84
15 bar / 220 psig standard, for intermittent operation											
SBMD 125-	50	125	7.5	4.5	1450	1	0.75	1	850x350x720	G 3/8	54
SBMD 250-	50	250	15.0	9.0	1450	2	1.50	2	850x350x705	G 3/8	63

BOGE Model	Receiver volume Litres	Flow capacity (Displacement)			Compressor speed min ⁻¹	Number of cylinders	Motor		Dimensions W x D x H mm	Compressed air connection	Weight kg
		l/min	m³/h	cfm			kW	HP			
10 bar / 150 psig standard											
SBD 125-...D	150	2 x 125	2 x 7.5	2 x 4.5	1450	2 x 1	2 x 0.75	2 x 1	1450x550x840	G 1/2	140
SBD 250-...D	150	2 x 250	2 x 15.0	2 x 9.0	1450	2 x 2	2 x 1.50	2 x 2	1450x550x845	G 1/2	157
10 bar / 150 psig super-silenced											
SBDL 125-...D	150	2 x 125	2 x 7.5	2 x 4.5	1450	2 x 1	2 x 0.75	2 x 1	1585x520x980	G 1/2	195
SBDL 250-...D	150	2 x 250	2 x 15.0	2 x 9.0	1450	2 x 2	2 x 1.50	2 x 2	1585x520x980	G 1/2	210

Piston compressors **SRD 350 to SRD 1000** Compressor unit **SBD 350- to SBD 1000-** Compressor station **SBD 350-...DB to SBD 1000-...DB**



Effective free air delivery: 260 – 730 l/min, 9.5 – 26 cfm
Maximum pressure: 10 and 15 bar, 150 and 220 psig
Rated power: 2.2 – 6.3 kW, 3 – 8.5 HP

SRDL 350 to SRDL 1000
SRMDL 350 to SRMDL 1000



SRD 350 to SRD 1000
SRMD 350 to SRMD 1000


SBDL 350- to SBDL 1000-
SBMDL 350- to SBMDL 1000-



SBD 350- to SBD 1000-
SBMD 350- to SBMD 1000-

SBD 350-...DB to SBD 1000-...DB
SBMD 350-...DB to SBMD 1000-...DB

SBDL 350-...DB to SBDL 1000-...DB
SBMDL 350-...DB to SBMDL 1000-...DB



MODULAR DESIGN

The compact design ensures the compressor fits neatly into the space available – even where this may be limited. An intelligent layout of component parts such as the short pipe runs, further serves to minimise flow losses.

FLEXIBILITY

The modular design concept allows you to individually choose the type of compressor and the size of the receiver you require to meet your operating requirements.

HIGH QUALITY

Quality pays off: Since only top quality components are used in the manufacture of BOGE piston compressors you will benefit from a long service life and low maintenance costs – advantages you will enjoy indefinitely.

REFRIGERANT DRYER

For those applications requiring dry compressed air, a refrigerant dryer is available as an optional extra and can be integrated for a space saving solution.

BOGE Model	Flow capacity (Displacement)		Flow capacity (FAD as per VDMA 4362)		Compressor speed min ⁻¹	Number of cylinders	Motor		Dimensions W x D x H mm	Weight kg
	l/min	cfm	l/min	cfm			kW	HP		

10 bar standard

SRD 350	350	12.5	260	9.5	1420	1	2.2	3.0	765x408x582	69.5
SRD 500	500	17.5	370	13.0	1420	1	3.2	4.5	765x408x582	70.5
SRD 700	700	25.0	515	18.5	1420	2	4.0	5.5	690x520x584	96.5
SRD 1000	1000	35.5	730	26.0	1420	2	6.3	8.5	690x520x584	104.5

10 bar super-silenced

SRDL 350	350	12.5	260	9.5	1420	1	3.2	4.5	915x480x730	121.0
SRDL 500	500	17.5	370	13.0	1420	1	3.2	4.5	915x480x730	123.0
SRDL 700	700	25.0	515	18.5	1420	2	5.5	7.5	1035x565x805	149.0
SRDL 1000	1000	35.5	730	26.0	1420	2	6.3	8.5	1035x565x805	157.0

15 bar standard

SRMD 350	350	12.5	297	10.5	1420	2	3.2	4.5	775x520x575	70.0
SRMD 500	500	17.5	425	15.0	1420	2	4.0	5.5	775x520x575	76.0

15 bar super-silenced

SRMDL 350	350	12.5	297	10.5	1420	2	3.2	4.5	1035x565x805	121.0
SRMDL 500	500	17.5	425	15.0	1420	2	5.5	7.5	1035x565x805	128.0

BOGE Model	Receiver volume Litres	Flow capacity (Displacement)		Flow capacity (FAD as per VDMA 4362)		Compressor speed min ⁻¹	Number of cylinders	Motor		Dimensions W x D x H mm	Weight kg
		l/min	cfm	l/min	cfm			kW	HP		

10 bar standard

SBD 350-	270	350	12.5	260	9.5	1420	1	2.2	3.0	1000x405x 980	123
SBD 500-	270	500	17.5	370	13.0	1420	1	3.2	4.5	1000x405x 980	123
SBD 700-	270	700	25.0	515	18.5	1420	2	4.0	5.5	1470x600x1140	200
SBD 1000-	270	1000	35.5	730	26.0	1420	2	6.3	8.5	1470x600x1140	240

10 bar super-silenced

SBDL 350-	270	350	12.5	260	9.5	1420	1	3.2	4.5	1161x480x1135	170
SBDL 500-	270	500	17.5	370	13.0	1420	1	3.2	4.5	1161x480x1135	170
SBDL 700-	270	700	25.0	515	18.5	1420	2	5.5	7.5	1470x600x1385	255
SBDL 1000-	500	1000	35.5	730	26.0	1420	2	6.3	8.5	1845x700x1505	325

15 bar standard

SBMD 350-	250	350	12.5	297	10.5	1420	2	3.2	4.5	1656x650x1125	200
SBMD 500-	350	500	17.5	425	15.0	1420	2	4.0	5.5	1610x700x1160	225

15 bar super-silenced

SBMDL 350-	250	350	12.5	297	10.5	1420	2	3.2	4.5	1656x650x1415	260
SBMDL 500-	350	500	17.5	425	15.0	1420	2	5.5	7.5	1770x700x1450	285

BOGE Model	Receiver volume Litres	Flow capacity (Displacement)		Flow capacity (FAD as per VDMA 4362)		Compressor speed min ⁻¹	Number of cylinders	Motor		Dimensions W x D x H mm	Weight kg
		l/min	cfm	l/min	cfm			kW	HP		

10 bar standard*

SBD 350-...DB	270	350	12.5	260	9.5	1420	1	2.2	3.0	1735x605x1305	215
SBD 500-...DB	270	500	17.5	370	13.0	1420	1	3.2	4.5	1735x605x1305	220
SBD 700-...DB	270	700	25.0	515	18.5	1420	2	4.0	5.5	1735x605x1305	245
SBD 1000-...DB	500	1000	35.5	730	26.0	1420	2	6.3	8.5	1790x700x1405	340

10 bar super-silenced*

SBDL 350-...DB	270	350	12.5	260	9.5	1420	1	3.2	4.5	1795x605x1340	260
SBDL 500-...DB	270	500	17.5	370	13.0	1420	1	3.2	4.5	1795x605x1340	265
SBDL 700-...DB	270	700	25.0	515	18.5	1420	2	5.5	7.5	1795x605x1340	292
SBDL 1000-...DB	500	1000	35.5	730	26.0	1420	2	6.3	8.5	2105x700x1505	380

15 bar standard*

SBMD 350-...DB	350	350	12.5	297	10.5	1420	2	3.2	4.5	1800x660x1355	271
SBMD 500-...DB	350	500	17.5	425	15.0	1420	2	4.0	5.5	1800x660x1355	280

15 bar super-silenced*

SBMDL 350-...DB	350	350	12.5	297	10.5	1420	2	3.2	4.5	1935x660x1455	350
SBMDL 500-...DB	350	500	17.5	425	15.0	1420	2	5.5	7.5	1935x660x1455	350

* Max. compressor pressure

READY FOR ACTION WORLDWIDE:

BOGE Service Support – Worldwide

PEACE OF MIND NOW COMES IN FOUR PACKAGES!

From inspection to the premium maintenance package – the choice is yours! There is a BOGE maintenance package to meet the level of service cover you require. Once you have selected your maintenance package you can simply sit back and enjoy the peace of mind that comes with maintenance from BOGE.

FULL SERVICE

- all work including replacement parts and maintenance components
- maintenance work within 24 hours
- manufacturer's warranty up to 10 years
- free of charge commissioning
- optional: BOGE plant management

PREMIUM MAINTENANCE

- 24 months warranty
- maintenance material (BOGE cairpacs)
- discount on replacement parts
- individual on-site support
- disposal of working materials and used parts
- no emergency flat rate

MAINTENANCE

- discount on commissioning
- all recommended maintenance work

INSPECTION

- travel time
- working hours
- pro-active support

The Contract term on all packages is 24 months. In addition, BOGE bestcarr warranty is also available. For more information and terms and conditions please contact your BOGE service consultant.

Service your added value! Maximised reliability and economic efficiency are not the only technical advantages that BOGE has to offer. Our comprehensive service support program will ensure your BOGE compressed air system remains in tip top condition. Wherever you need us, whatever we can do for you: BOGE Service Support is always readily available close by – competent, to the highest standards, and always one step ahead.



BOGE BESTCAIR

BOGE **bestcair** enables you to extend your factory warranty up to 5 years: 2 years factory warranty with 3 years additional **bestcair** warranty – the choice is yours. Furthermore, cairplan ensures manufacturer's recommended maintenance schedule of new and existing equipment at the specified service intervals.

For more information email
bestcair@boge.com



BOGE ORIGINAL PARTS

Only original BOGE spare parts have the manufacturer's technological edge. You can be confident when opting for BOGE original spare parts in the service of your BOGE compressed air system will ensure that the integrity of the compressor is maintained, efficiency is retained and your peace of mind is sustained.



ALWAYS NEARBY

BOGE has a network of dedicated service technicians and certified partners at its disposal to help you worldwide with your installation, upgrading, commissioning or approval, maintenance, repair, or inspection: You can rely on the know-how and experience of our qualified experts – at all times.

Hotline Mobile Service: +49 5206 601-130



EMERGENCY ASSISTANCE

In the case of an emergency where immediate technical support is required, the BOGE product support trouble shooters or the BOGE Helpline team are available to you 24/7.

Product Support Hotline:


+49 5206 601-140

BOGE Helpline: +49 170 4400444



AIR AUDITS

By analysing your existing compressed air system, our energy efficiency experts can identify where savings can be made. The BOGE AIRReport includes measurement of: dew point control, vibration control, leakage, noise, oil check and TAN check.



TRAINING COURSES

The BOGE Compressed Air College was established in order to train and certify internal employees and external partners as qualified BOGE Service Technicians. Attendance of training courses held in the in-house training centre further assist in refreshing existing BOGE Service Technician's knowledge at regular intervals.

For four generations, customers from mechanical engineering, industry and trade have relied on BOGE know-how when it comes to planning, developing and manufacturing compressed air systems. They are fully aware of the fact that BOGE AIR is more than just ordinary compressed air: utmost safety, outstanding efficiency, excellent quality, maximised flexibility along with dependable service are the ingredients to transform BOGE AIR into air to work with – in Germany, in Europe and in more than 80 countries around the world.

Our ranges of services include the following:

- Energy efficient systems development
- Plant design and engineering
- System control and visualisation
- Oil-free piston and screw compressors
- Oil injected screw compressors
and oil lubricated piston compressors
- Compressed air treatment
- Compressed air distribution and storage
- Compressed air accessories
- Compressed air service



BOGE KOMPRESSOREN

Otto Boge GmbH & Co. KG

P.O. Box 10 07 13 · 33507 Bielefeld

Otto-Boge-Straße 1–7 · 33739 Bielefeld

Fon +49 5206 601-0 · Fax +49 5206 601-200

info@boge.com · www.boge.com