

## Summary Frames, housings and speciality filters



**Terminal Filter Housings**  
Pharmaseal  
**Page 126**



**Terminal Filter Housings**  
RFM22  
**Page 127**



**Terminal Filter Housings**  
Sofdistri  
**Page 128**



**Filter Containment Systems**  
CamSafe  
**Page 130**



**Filter Containment Systems**  
CamBox  
**Page 131**



**Filter Housing**  
FCBS-HF  
**Page 132**



**Filter Housing**  
FCBS-A  
**Page 133**



**Filter Housing**  
FCBL-CC  
**Page 134**



**Filter Housing**  
FCBL-HF  
**Page 135**



**Filter Holding Frames**  
Absolute Filter Holding Frame  
**Page 136**



**Filter Holding Frames**  
Filter Holding Frame  
**Page 137**



**Filters for High Temperature**  
Termikfil 2000  
**Page 138**



**Filters for High Temperature**  
Absolute® 1FRK  
**Page 139**



**Filters for High Temperature**  
Absolute® 1FRSI  
**Page 140**




**Filters for High Temperature**  
Sofilair HT 120 - H13  
**Page 141**



**Filters for Painting Booths**  
Airopac® HT-HF  
**Page 142**



**Filters for Gas Turbines**  
30/30 GT  
**Page 143**



**Filters for Gas Turbines**  
30/30<sup>®</sup> WR  
**Page 144**



**Filters for Gas Turbines**  
CamClose  
**Page 145**



**Filters for Gas Turbines**  
Hi-Cap<sup>®</sup> Green HF 90/35  
**Page 146**



**Filters for Gas Turbines**  
Hi-Flo<sup>®</sup> Green  
**Page 147**



**Filters for Gas Turbines**  
Cam GT<sup>®</sup>  
**Page 148**



**Filters for Gas Turbines**  
Cam GT<sup>®</sup> Box Type  
**Page 149**



**Filters for Gas Turbines**  
CamPulse GT Hemipleat  
**Page 150**




**Filters for Gas Turbines**  
Tenkay Hemipleat  
**Page 151**



**Filters for Gas Turbines**  
Dynavane  
**Page 152**



**Dust collector**  
Gold Series  
**Page 153**



**Dust collector**  
HemiPleat Goldcone  
Cartridges  
**Page 154**

## Pharmaseal



### Advantages

- Combines all the essential functions required for pharmaceutical and biotechnology facilities
- Controls and connections accessible from room side
- Fully welded seams
- Quick filter change
- Capability to isolate the room during filter change

**Application:** Turbulent airflow clean rooms in pharmaceutical and bio-pharma.

**Type:** Terminal filter ducted ceiling exhaust housing for HEPA/ULPA filters in clean rooms, gel seal, with individual bubble tight damper.

**Construction:** 1.6mm aluminium, continuously welded.

**Duct connection:** Round, fully welded ribbed inlet on top 305mm diameter.

**Damper:** Individual adjustable bubble tight damper for airflow adjustment and hood bubble tight isolation.

**Included functions:** Static pressure port.

Damper control with damper position indicator.

Overall efficiency test: downstream sample port.

**Ports:** Chrome-plated brass quick disconnect.

**For filters:** MEGALAM HFU H14 or U15 gel seal MD, MX and MG depth.

**Filter seal:** Immediate airtight seal by knife edge technology and gel seal filters.

**Filter mounting:** Quick filter change by pre-positioned rotating clamps.

**Fastening:** Suspended or fixed by 4 hanging pads.

**Grille:** Stainless steel 304 flush perforated hinged grille, 40% open with 38mm removable trim.


### Housing

Reference	Type	Model	Dimensions (WxHxD) mm	Unit weight kg	Unit volume m <sup>3</sup>
With complete control set: static pressure port, damper control, overall efficiency port.					
5502.03.50	PHARMASEAL 6P6	PH-25D25D-12D-D-F-12-R-TS-A-C-0-C-2-A-2	641x641x311/305	13	0,17
5502.05.50	PHARMASEAL 12P6	PH-25D49D-12D-D-F-12-R-TS-A-C-0-C-2-A-2	641x1251x311/305	25	0,34

### Filter

Type	Dimensions (WxHxD) mm	Filter classification N 1822	Airflow/pressure drop m <sup>3</sup> /h/Pa	Media surface m <sup>2</sup>	Unit weight kg	Unit volume m <sup>3</sup>
MEGALAM MG15 HFU-2G	552/516x476/440x123	U15	370/80	10,3	7,10	0,200
MEGALAM MG15 HFU-2G	552/516x1086/1050x123	U15	915/80	25,4	11,90	0,460

## RFM22



## Advantages

- Includes all essential features for pharmaceutical and biotechnology cleanrooms
- Quick filter change
- Capability to isolate the room during filter change
- Controls and connections accessible from room side
- Fully welded seams

**Application:** Turbulent airflow clean rooms in pharmaceutical and bio-pharma applications.

**Type:** Turbulent filter ducted ceiling exhaust housing for HEPA/ULPA filters in clean rooms, gel seal, with butterfly damper.

**Construction:** Powder coated 2.5mm extruded aluminium with fully welded joints.

**Filter seal:** Gel type using self-healing, non-flowing polyurethane gel approved by Camfil Farr for pharmaceutical cleanrooms.

**Duct connection:** Seamless aluminium collar sealed airtight to the back plate.

**Damper:** Room side adjustable heavy duty butterfly assembly with air diffusion disk for even airflow distribution.

**Challenge aerosol:** Quick-connect airtight stainless steel port accessible from room side. Integrated aerosol-dispersion copper disc for even aerosol distribution.

**Pressure measurement:** A quick-connecting snap-in airtight stainless steel port for static pressure measurement accessible from the room side. This port can also be used for sampling aerosol from upstream HEPA in order to determine if the upstream aerosol concentration is good enough for site scanning test downstream the HEPA face.

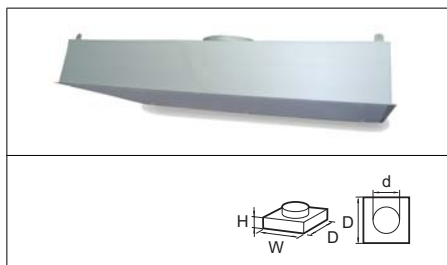
**Faceguard:** Powdercoated aluminium with 4-way blades and center area perforated.

**Installation:** Suspended by 4 lifting eyes or rested on ceiling grid.

Article number	Model	Housing size (A x B x H)mm	HEPA size (W x H x D) mm	Collar size (K) mm	Rated air flow / pressure drop m3/h/Pa	Efficiency 0.3um
4140001C	RFM-1090x695-MXA-TS-A11-O-C14	1090x695x230	1030x635x100	350	2000 / 215	99.99%
4140009C	RFM-1007x550-MXA-TS-A11-O-C14	1007x550x230	947x490x100	350	1500 / 215	99.99%
4140002C	RFM-822x695-MXA-TS-A11-O-C14	822x695x230	762x635x100	350	1500 / 215	99.99%
4120007C	RFM-695x695-MXA-TS-A11-O-C12	695x695x230	635x635x100	305	1250 / 215	99.99%
4120006C	RFM-695x580-MXA-TS-A11-O-C12	695x580x230	635x520x100	305	1000 / 215	99.99%
4140005C	RFM-550x550-MXA-TS-A11-O-C12	550x550x230	490x490x100	305	740 / 215	99.99%
4120005C	RFM-476x476-MXA-TS-A11-O-C12	476x476x230	416x416x100	305	500 / 215	99.99%

## Terminal Filter Housings

## Sofdistri



## Advantages

- Quick and easy installation of HEPA/ULPA filters
- Positive clamping mechanism
- Leak free construction
- Support points for connection to steelwork
- Light weight
- Flush mounted diffuser-easy to clean

**Applications:** Clean areas with supply and extract systems.

**Type:** Terminal housing for HEPA/ULPA filters.

**Mounting:** By integrated suspension eyes or rested in ceiling grid.

**Construction:** Anodized Aluminium frame, GI and ALU inlet cover.

**Filter type:** HEPA and ULPA.

**Filter mounting:** Quick filter change using pivoting clamps.

**Connection:** Connection from top, 305mm or 250mm collar.

**Diffuser:** GI, ALU, SS or Powder coated GI perforated sheet.

Reference	Type	Model	Exterior dimensions (WxHxD) mm	Filter dimensions (WxHxD) mm	Unit weight kg	Unit volume m <sup>3</sup>
4102002	Sofdistri (Top entry)	TFT/5/5/1(A1)	594 x 594 x 175	514 x 514 x 66	9.7	0.11
4102003	Sofdistri (Top entry)	TFT/11/1(A1)	1194 x 594 x 175	1114 x 514 x 66	16.3	0.22

\*Other dimensions, finishes and different option are available.

## CamContain

### Safety can never be overestimated

Especially when it comes to highly sensitive subjects such as the infection of humans and animals by highly contagious micro-organisms. The highest standards must be fulfilled, particularly when hazardous materials like infective micro-organisms or radioactive particles have to be filtered, for example in pharmaceutical, bio-technological, nuclear or BSL 3/ BSL 4 laboratories.

#### CamContain is developed to provide the highest level of safety.

CamContain housing with integrated automatic scanning system allows for validation tests to be conducted while the system is operational. Filters are tested "in-Situ" for overall efficiency and leaks. Validation data may be collected and recorded through a linked, PC-based software system, which will produce comparison data between previous validations and indicate areas of current and potential failure.

For applications with which dangerous microorganisms (BSL3/BSL4), the CamContain housing can be supplied with decontamination ports. Optional bag-in/bag-out filter exchange provides additional safety for the maintenance personnel.

The CamContain, with a full welded, pressure decay tested stainless steel filter housing, meets the most stringent global standards for filtration systems including requirements from the nuclear power industry.

- Integrated automatic filter scanning
- New filter clamping mechanism
- Innovative configurable design
- Safe decontamination concept




### CamScan Mobile

The **CamScan Mobile** is a test unit which allows the automatic testing of installed filters. Both the total efficiency as well as any possible filter leakage can be measured, as per EN 1822. All the measured values are recorded, enabling easy documentation of data.





## CamSafe



### Advantages

- Contact free filter change
- Automatic tension regulating filter clamping device
- Fast secure filter installation, lever operated
- Optional filter seal seating test as per DIN 1946, Part 4
- Sealed, welded, solid design
- Tightness class B as per EN 1866 at 5000 Pa
- Ready flanged
- CamSafe connecting pieces can be supplied in various designs

**Application:** CamSafe housings are used when filtering radioactive, toxic or bacterial particles and gasses and provide maximum safety for the operator. Areas of use include laboratories, isolation wards and the pharmaceutical industry. The casings can be joined together so that multi-stage filter systems with a volume flow of up to 24,000 m<sup>3</sup>/h can be achieved.

**Epoxy coated casing:** Epoxy resin coating in RAL 9010 which is capable of being decontaminated, clamping device made from high grade steel 1.4301.

**Steel casing:** Manufactured in high grade steel 1.4301.

**Standard design:** Material thickness 2mm, flange drilled ready for operation, service cover with male thread hand knobs, changing bag, support shelf for contact free filter changing, automatic tension regulating filter clamping device.

**Options:** Filter seal seating test device in accordance with DIN 1946 Part 4, pressure compensation device and pressure check points.

#### Filter cartridges:

Prefilter P1: 610x610x47mm .

Prefilter P2: 610x610x292mm.

Main filter: 610x610x292mm.

All main filters come equipped with straps to aid the handling, enabling them to be changed easily.

The filters can be supplied with a variety of gaskets to suit the application.

The casing is suitable for different classes of filter, suitable for dealing with gasses or particle contamination.

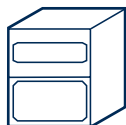
Accessories: Safe change bags, manometers and material for the flanged joints supplied on request.

Reference	Type	Dimensions (WxHxD*) mm	Dimensions prefilter (WxHxD) mm	Dimensions second filter (WxHxD) mm	Unit weight kg	Unit volume m <sup>3</sup>
518010	Camsafe 1000, painted	730x535x725 (+ 90*)	-	610x610x292	50	0,35
518014	Camsafe P1/1000, painted	730x790x725 (+ 90*)	610x610x47	610x610x292	80	0,55
518018	Camsafe P2/1000, painted	730x1020x725 (+ 90*)	610x610x292	610x610x292	90	0,7
5180101	Camsafe 1000 1.4301	730x535x725 (+ 90*)	-	610x610x292	50	0,35
5180141	Camsafe P1/1000 1.4301	730x790x725 (+ 90*)	610x610x47	610x610x292	80	0,35
5180181	Camsafe P2/1000 1.4301	730x1020x725 (+ 90*)	610x610x292	610x610x292	90	0,7

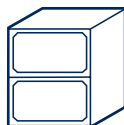
\* incl. male thread hand knobs + 90mm. Allow access of approximately 1m to change the filter.



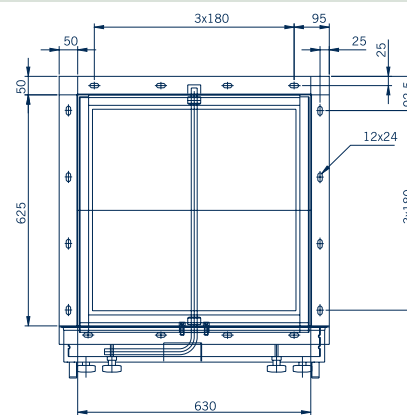
Camsafe 1000




Camsafe P1 / 1000



Camsafe P2 / 1000



## CamBox



### Advantages

- Simple filter installation
- Available with safe change bag for contact-free filter change
- Available for different types of filters and sizes
- Available with screw or hinged inspection hatch
- Available in full or half-size module

**Application:** For the removal of hazardous dust and gas in laboratories, radiology departments and isolation wards.

**Filter housings, painted:** Epoxy resin coating, RAL 7037, clamping device made of stainless steel SS2333.

**Filter housing stainless:** Manufactured in AISI 304 stainless steel.

**Filter housing stainless:** Manufactured in AISI 316 corrosion-resistant stainless steel.

**Standard:** Connection for Ø315 mm or Ø200 mm flexible duct.

**Optional:** Ø 315 mm welded flange with connector for pressure drop measurement.

**Door:** Flat service cover.

**Optional:** Inspection hatch or special door for contamination-free change of changing bag.

**Note:** \* Inspection hatch have separate article numbers.

**Filter:** Absolute or Micretain model 450 and 1000, filter class H11-H14 according to EN 1822. Also Airopac model 3CPM-122412 and 3CPM-242412, filter class F6, F8 according to EN779:2002.

Reference	Type	Dimension (WxHxD) mm
500974	Cambox 450, painted 200 mm duct	310x710x610
500922	Cambox 1000, painted/ 315 mm duct	615x710x610
500975	Cambox 450, painted/flanges	310x710x610
500928	Cambox 1000, painted/flanges	615x710x610
500923	Cambox 1000, stainless/duct	615x710x610
500929	Cambox 1000, stainless/flanges	615x710x610

#### Accessories / options:

500935	Inspection hatch/painted
500936	Inspection hatch/stainless
500941	Service door/painted
500942	Service door/stainless
500938	Safe change bag/painted
500939	Safe change bag/stainless
120005	Manometers
201411	Rubber ring for a safe change bag
201412	Safe change bag, standard, without the rubber ring
15016	Safe change bag Nuclear
27025	Swivel joint wrench 10/11



## Filter Housing

## FCBS-HF



## Advantages

- Easy to Install
- Modular construction
- No tools needed to change filters
- Gasket to seal between door and filter housing
- Easy servicing
- Stable and secure design

**Housing:** Galvanised steel.

**Filters:** S-FLO-W, HI-CAP, HI-FLO and OPAKFIL G.

**Alternative:** Possibility to switch the housings 180° (flexibility to access from left or right side).

**Please note:** Stainless steel version is also available.

Reference	Type	Model	Exterior dimensions (WxHxD) mm	Interior dimensions (WxH) mm	Number of filters 592x592 mm	Number of filters 287x592 mm	Unit volume m <sup>3</sup>	Unit weight kg
613002020	FCBS-HF 0510	05 10	399×744×500	309×614	—	1	0.15	18
613002040	FCBS-HF 1005	10 05	704×439×500	614×309	-	1	0.16	18
613002050	FCBS-HF 1010	10 10	704×744×500	614×614	1	-	0.27	24
613002060	FCBS-HF 1015	10 15	704×1055×500	614×925	1	1	0.38	38
613002070	FCBS-HF 1020	10 20	704×1360×500	614×1230	2	-	0.49	42
613002080	FCBS-HF 1025	10 25	704×1670×500	614×1540	2	1	0.6	54
613002090	FCBS-HF 1030	10 30	704×1975×500	614×1845	3	-	0.71	62
613002100	FCBS-HF 1510	15 10	1013×744×500	923×614	1	1	0.39	33
613002110	FCBS-HF 1520	15 20	1013×1360×500	923×1230	2	2	0.7	57
613002120	FCBS-HF 1530	15 30	1013×1975×500	923×1845	3	3	1.03	80
613002130	FCBS-HF 2010	20 10	1318×744×500	1228×614	2	-	0.5	38
613002140	FCBS-HF 2015	20 15	1318×1055×500	1228×925	2	2	0.71	62
613002150	FCBS-HF 2020	20 20	1318×1360×500	1228×1228	4	-	0.92	65
613002160	FCBS-HF 2025	20 25	1318×1670×500	1228×1540	4	2	1.13	86
613002170	FCBS-HF 2030	20 30	1318×1975×500	1228×1845	6	-	1.33	92
613002180	FCBS-HF 2510	25 10	1677×744×500	1537×614	2		0.64	47
613002190	FCBS-HF 2520	25 20	1677×1360×500	1537×1230	4	2	1.17	81
613002200	FCBS-HF 2530	25 30	1677×1975×500	1537×1845	6	3	1.7	114
613002210	FCBS-HF 3010	30 10	1982×744×500	1842×614	3	-	0.76	54
613002220	FCBS-HF 3015	30 15	1982×1055×500	1842×925	3	3	1.07	81
613002230	FCBS-HF 3020	30 20	1982×1360×500	1842×1230	6	-	1.38	89
613002240	FCBS-HF 3025	30 25	1982×1670×500	1842×1540	6	3	1.7	118
613002250	FCBS-HF 3030	30 30	1982×1975×500	1842×1842	9	-	2	126

Other dimensions and arrangements available on request

## Filter Housing

## FCBS-A



## Advantages

- Easy to Install
- Modular construction
- No tools needed to change filters
- Gasket to seal between door and filter housing
- Easy servicing
- Stable and secure design

**Housing:** Galvanised steel.

**Filters:** Absolute, AIROPAC, MICRETAIN and SOFILAIR.

**Alternative:** Possibility to switch the housings 180° (flexibility to access from left or right side).

**Please note:** Stainless steel version is also available.

Reference	Type	Model	Exterior dimensions (WxHxD) mm	Interior dimensions WxH mm	Number of filters 592x592 mm	Number of filters 287x592 mm	Unit volume m <sup>3</sup>	Unit weight kg
605003520	FCBS-A 0510	05 10	399×744×500	309×614	-	1	0.15	20
605003540	FCBS-A 1005	10 05	704×439×500	614×309	-	1	0.16	20
605003550	FCBS-A 1010	10 10	704×744×500	614×614	1	-	0.27	26
605003560	FCBS-A 1015	10 15	704×1055×500	614×925	1	1	0.38	41
605003570	FCBS-A 1020	10 20	704×1360×500	614×1230	2	-	0.49	46
605003580	FCBS-A 1025	10 25	704×1670×500	614×1540	2	-	0.6	59
605003590	FCBS-A 1030	10 30	704×1975×500	614×1845	3	-	0.71	68
605003600	FCBS-A 1510	15 10	1013×744×500	923×614	1	-	0.39	37
605003610	FCBS-A 1520	15 20	1013×1360×500	923×1230	2	2	0.7	62
605003620	FCBS-A 1530	15 30	1013×1975×500	923×1845	3	3	1.03	88
605003630	FCBS-A 2010	20 10	1318×744×500	1228×614	2	-	0.5	42
605003640	FCBS-A 2015	20 15	1318×1055×500	1228×925	2	2	0.71	68
605003650	FCBS-A 2020	20 20	1318×1360×500	1228×1228	4	-	0.92	72
605003660	FCBS-A 2025	20 25	1318×1670×500	1228×1540	4	2	1.13	95
605003670	FCBS-A 2030	20 30	1318×1975×500	1228×1845	6	-	1.33	101
605003680	FCBS-A 2510	25 10	1677×744×500	1537×614	2	1	0.64	51
605003690	FCBS-A 2520	25 20	1677×1360×500	1537×1230	4	2	1.17	89
605003700	FCBS-A 2530	25 30	1677×1975×500	1537×1845	6	3	1.7	126
605003710	FCBS-A 3010	30 10	1982×744×500	1842×614	3	-	0.76	59
605003720	FCBS-A 3015	30 15	1982×1055×500	1842×925	3	3	1.07	89
605003730	FCBS-A 3020	30 20	1982×1360×500	1842×1230	6	-	1.38	98
605003740	FCBS-A 3025	30 25	1982×1670×500	1842×1540	6	3	1.7	130
605003750	FCBS-A 3030	30 30	1982×1975×500	1842×1842	9	-	2	138

Other dimensions and arrangements available on request

As part of our continuous improvement, Camfil Farr reserve the right to change specifications without notice.

## Filter Housing

## FCBL-CC



## Advantages

- Easy to Install
- No tools needed to change filters
- Gasket to seal between door and filter housing
- Easy servicing
- Stable and secure design
- Modular construction

**Housing:** Galvanised steel.

**Filters:** Carbon cylinders 1000, 2000 or 2600.

**Alternative:** Possibility to switch the housings 180° (flexibility to access from left or right side).

**Please note:** Stainless steel version is also available

Reference	Type	Model	Exterior dimensions (WxHxD) mm	Interior dimension (WxH) mm	Number of cylinders	Unit volume m <sup>3</sup>	Unit weight kg
607002020	FCBL-CC 0510	05 10	399×744×750	309×610	8	0.23	25.5
607002040	FCBL-CC 1005	10 05	704×439×750	614×309	8	0.24	25.5
607002050	FCBL-CC 1010	10 10	704×744×750	614×614	16	0.4	33
607002060	FCBL-CC 1015	10 15	704×1055×750	614×925	24	0.57	49.5
607002070	FCBL-CC 1020	10 20	704×1360×750	614×1230	32	0.73	58.5
607002080	FCBL-CC 1025	10 25	704×1670×750	614×1540	40	0.9	75
607002090	FCBL-CC 1030	10 30	704×1975×750	614×1845	48	1.06	82.5
607002100	FCBL-CC 1510	15 10	1013×744×750	923×614	24	0.58	45
607002110	FCBL-CC 1520	15 20	1013×1360×750	923×1230	48	1.05	75
607002120	FCBL-CC 1530	15 30	1013×1975×750	923×1845	72	1.53	110
607002130	FCBL-CC 2010	20 10	1318×744×750	1228×614	32	0.75	53
607002140	FCBL-CC 2015	20 15	1318×1055×750	1228×925	48	1.06	80.5
607002150	FCBL-CC 2020	20 20	1318×1360×750	1228×1228	64	1.37	91.5
607002160	FCBL-CC 2025	20 25	1318×1670×750	1228×1540	80	1.68	118
607002170	FCBL-CC 2030	20 30	1318×1975×750	1228×1845	96	1.99	128.5
607002180	FCBL-CC 2510	25 10	1677×744×750	1537×614	40	0.95	65
607002190	FCBL-CC 2520	25 20	1677×1360×750	1537×1230	80	1.74	111
607002200	FCBL-CC 2530	25 30	1677×1975×750	1537×1845	120	2.53	157.5
607002210	FCBL-CC 3010	30 10	1982×744×750	1842×614	48	1.13	72.5
607002220	FCBL-CC 3015	30 15	1982×1055×750	1842×925	72	1.6	111
607002230	FCBL-CC 3020	30 20	1982×1360×750	1842×1230	96	2.06	124.5
607002240	FCBL-CC 3025	30 25	1982×1670×750	1842×1540	120	2.53	161.5
607002250	FCBL-CC 3030	30 30	1982×1975×750	1842×1842	144	2.99	175

Other dimensions and arrangements available on request

## Filter Housing

## FCBL-HF



## Advantages

- Easy to Install
- Modular construction
- No tools needed to change filters
- Gasket to seal between door and filter housing
- Easy servicing
- Stable and secure design

**Housing:** Galvanised steel.

**Filter:** S-FLO, HI-FLO and HI-CAP.

**Alternative:** Possibility to switch the housings 180° (flexibility to access from left or right side).

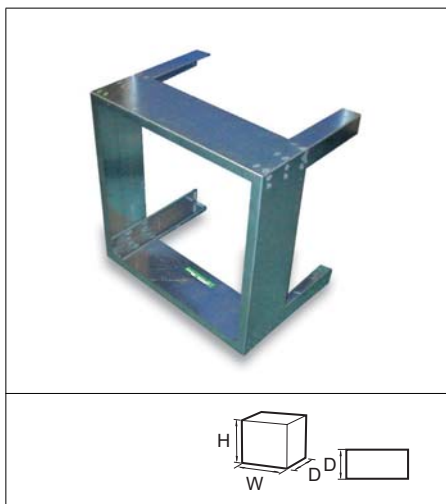
**Please note:** Stainless steel version is also available.

Reference	Type	Model	Exterior dimensions (WxHxD) mm	Interior dimensions (WxH) mm	Number of filter 592x592 mm	Number of filter 287x592 mm	Unit weight kg	Unit volume m <sup>3</sup>
613003020	FCBL-HF 0510	05 10	399x744x750	309x614	-	1	25	0.23
613003040	FCBL-HF 1005	10 05	704x439x750	614x309	-	1	25	0.24
613003050	FCBL-HF 1010	10 10	704x744x750	614x614	1	-	32.5	0.4
613003060	FCBL-HF 1015	10 15	704x1055x750	614x925	1	1	51.5	0.57
613003070	FCBL-HF 1020	10 20	704x1360x750	614x1230	2	-	57.5	0.73
613003080	FCBL-HF 1025	10 25	704x1670x750	614x1540	2	1	73.5	0.9
613003090	FCBL-HF 1030	10 30	704x1975x750	614x1845	3	-	85	1.06
613003100	FCBL-HF 1510	15 10	1013x744x750	923x614	1	1	45	0.58
613003110	FCBL-HF 1520	15 20	1013x1360x750	923x1230	2	2	77.5	1.05
613003120	FCBL-HF 1530	15 30	1013x1975x750	923x1845	3	3	110	1.53
613003130	FCBL-HF 2010	20 10	1318x744x750	1228x614	2	-	51.5	0.75
613003140	FCBL-HF 2015	20 15	1318x1055x750	1228x925	2	2	84	1.06
613003150	FCBL-HF 2020	20 20	1318x1360x750	1228x1228	4	-	89	1.37
613003160	FCBL-HF 2025	20 25	1318x1670x750	1228x1540	4	2	117.5	1.68
613003170	FCBL-HF 2030	20 30	1318x1975x750	1228x1845	6	-	126	1.99
613003180	FCBL-HF 2510	25 10	1677x744x750	1537x614	2	1	64	0.95
613003190	FCBL-HF 2520	25 20	1677x1360x750	1537x1230	4	2	110	1.74
613003200	FCBL-HF 2530	25 30	1677x1975x750	1537x1845	6	3	156	2.53
613003210	FCBL-HF 3010	30 10	1982x744x750	1842x614	3	-	73.5	1.13
613003220	FCBL-HF 3015	30 15	1982x1055x750	1842x925	3	3	111	1.6
613003230	FCBL-HF 3020	30 20	1982x1360x750	1842x1230	6	-	121.5	2.06
613003240	FCBL-HF 3025	30 25	1982x1670x750	1842x1540	6	3	162	2.53
613003250	FCBL-HF 3030	30 30	1982x1975x750	1842x1842	9	-	172	2.99

Other dimensions and arrangements available on request.

As part of our continuous improvement, Camfil Farr reserve the right to change specifications without notice.

## Absolute Filter Holding Frame



### Advantages

- Modular design adaptable for all types of installations
- Location dimples in frame ensure correct filter fitting
- Pre drilled for easy assembly
- Filter holding clips can be easily replaced as required

**Application:** Mounting very high efficiency filters in air conditioning units and systems.

**Type:** Front access filter holding frame.

**Construction:** Galvanised steel or stainless steel.

**Filter Types:** Absolute and Micretain very high efficiency filters.

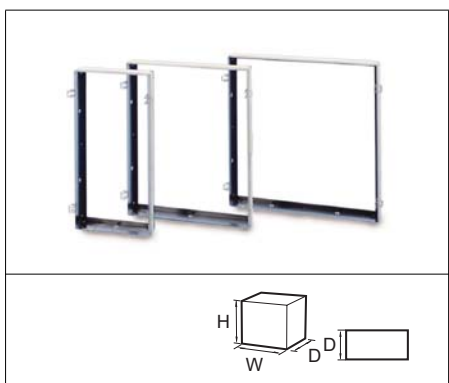
**Filter fixing:** Using 4 corner mounted clips.

Reference	Type	Exterior dimensions (WxHxD) mm	Filter dimension (WxHxD) mm	Unit weight kg	Unit volume m <sup>3</sup>
5107.06.01	Galvanised steel	626x626x335	610x610x292	12.5	0.13
5107.24.01	Galvanised steel	626x321x335	610x305x292	10.0	0.07
5107.60.01	Galvanised steel	610x610x335	595x595x292	12.3	0.12
5107.50.01	Galvanised steel	610x305x335	595x290x292	9.9	0.06
5107.06.02	Stainless steel	626x626x335	610x610x292	12.5	0.13
5107.24.02	Stainless steel	626x321x335	610x305x292	10.0	0.07
5107.60.02	Stainless steel	610x610x335	595x595x292	12.3	0.12
5107.50.02	Stainless steel	610x305x335	595x290x292	9.9	0.06

Other dimensions and arrangements available on request.

## Filter Holding Frames

## Filter Holding Frame



## Advantages

- Robust rigid construction
- Pre drilled for easy assembly
- Filter holding clips can be easily replaced as required
- Modular design adaptable for all types of installations
- Location dimples in frame ensure correct filter fitting

**Application:** Mounting air filters in air conditioning systems.

**Type:** Front access filter holding frame.

**Construction:** Galvanised steel.

**Gasket:** Polyurethane.

**Filter Types:** Pre-filters and header frame type filters.

**Filter fixing:** Using 4 corner mounted clips, to suit the installed filter.

**Note:** Remember to order the frame and the appropriate clips.

## Frame

Reference	Type	Model	Exterior dimensions (WxH) mm	Clips included	Unit weight kg	Unit volume m <sup>3</sup>
430001	Frame 4SPXM	610x610	608x608x76	Yes	3	0.028
4300003	Frame 4URZO	305x610	303x608x76	Yes	2.2	0.014
430F-4300104	Type 8 Holding Frame 24x12"	508x610	303x608x68	No	2,2	0.014
430F-4300101	Type 8 Holding Frame 24x24"	508x508	608x608x68	No	3	0.028

\* Stainless steel is available on request.

## Clips

Reference	Type	Model	Exterior dimensions (WxH) mm	Unit weight kg	Unit volume m3
6999-10001	Clip	C70	-	-	-
6999-10002	Clip	C78-3	-	-	-
6999-10003	Clip	C78-4	-	-	-
6999-10004	Clip	C78-5	-	-	-

## Recommended clips for Type 8 frame

Prefilter	Secondary filter	Recommended clip	Number of clips required
1"	None	C70	4
2"	None	C70	4
4"	None	C78-4	4
None	With 25 or 20mm header	C70	4
1"	With 25 or 20mm header	C70	4
2"	With 25 or 20mm header	C78-3	4
4"	With 25 or 20mm header	C78-5	4




C- 78 SERIES



C-70



## Termikfil 2000



## Advantages

- Meets FDA requirements
- Maximum continuous operating temperature 350°C, efficiency 99,99% at 0,3 µm
- Ceramic frame
- Exclusive precuring process at 300°C carried out in the plant
- Efficiency tested after precuring

**Application:** Protection of ultra-clean processes at high temperature, sterilisation tunnels in the pharmaceutical industry.

**Type:** Very high efficiency panel resistant to 350°C in continuous service.

**Frame:** Composite ceramic.

**Gasket:** Rolled glass fibre paper + 6mm dia glass braid.

**Media:** Glass fibre.

**Separator:** Glass strands.

**Sealant:** Ceramic.

**Faceguard:** Upstream and downstream in stainless steel.

**DOP efficiency:** ≥ 99.99%.

**Maximum local penetration:** 0.01% conforming to FDA requirements.

**Recommended final pressure drop:** 350 Pa.

**Temperature:** Up to 350°C in continuous service.

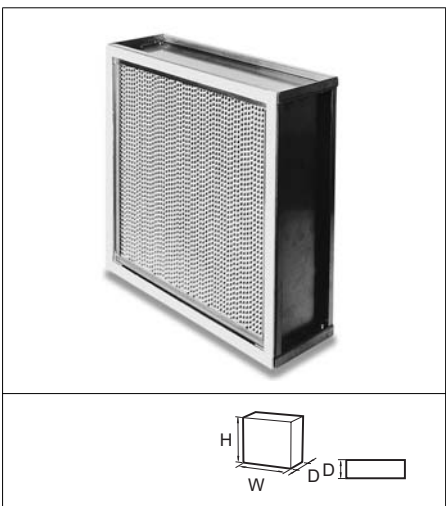
**Test:** 100% after thermal treatment at 300°C.

**Mounting:** A stainless steel adaptor frame can be supplied to reach the thickness of 150mm or 292mm.

**NB:** To reduce fume emission when starting up, TERMIKFIIL undergoes a specific precuring cycle in the factory at 300°C using an exclusive CAMFIL FARR process.

References	Type	Model	Dimensions (WxHxD) mm	Filter classification EN 1822	Media area m <sup>2</sup>	Air flow/pressure drop m <sup>3</sup> /h/Pa	Unit weight kg	Unit volume m <sup>3</sup>
3415.07.00	TERMIKFIIL	4P4	457x457x84	99.9	5.0	675/250	3	0.04
3415.06.00	TERMIKFIIL	3P3	305x305x84	99.9	2.9	300/250	2	0.01
3415.01.00	TERMIKFIIL	3P6	305x610x84	99.9	5.9	600/250	4	0.02
3415.02.00	TERMIKFIIL	6P6	610x610x84	99.9	12.1	1200/250	5	0.04
3415.05.00	TERMIKFIIL	4P6	457x610x84	99.9	8.9	900/250	4	0.03
3415.03.00	TERMIKFIIL	7P6	762x610x84	99.9	15.3	1500/250	6	0.05
3415.04.00	TERMIKFIIL	9P6	915x610x84	99.9	18.5	1800/250	8	0.06

# Absolute® 1FRK



## Advantages

- 99.97% DOP
- High temperature resistant (up to 350°C)

**Application:** Protection of ultra-clean processes at high temperatures.

**Frame:** Stainless steel.

**Gasket:** Glass fibre.

**Media:** Glass fibre paper.

**Separator:** Aluminium.

**Sealant:** Ceramic, glass fibre.

**DOP efficiency:** 99.97% .

**Temperature:** 350°C in continuous service (400°C peak).

Reference	Model	Dimensions (WxHxD) mm	Filter classification EN 779:2002	Media area m <sup>2</sup>	Air flow/nominal pressure drop m <sup>3</sup> /h/Pa	Unitweight kg	Unit volume m <sup>3</sup>
162601AB	1FRK- 220-1W	305x610x150	H13	5,10	580/250	6,00	0,037
162601HB	1FRK- 300-1W	457x457x150	H13	5,90	620/250	8,00	0,050
162602MB	1FRK- 350-1W	457x610x150	H13	8,50	850/250	10,00	0,070
162604AB	1FRK- 600-1W	610x610x150	H13	11,40	1180/250	12,00	0,070
162608AB	1FRK- 980-1W	915x610x150	H13	17,10	1780/250	16,00	0,110
162601WB	1FRK- 450-1W	305x610x292	H13	10,40	900/250	9,00	0,060
162606PB	1FRK- 725-1W	610x457x292	H13	16,30	1420/250	13,00	0,080
162608HB	1FRK-1000-1W	610x610x292	H13	22,50	1960/250	17,00	0,120
162609AB	1FRK-1250-1W	762x610x292	H13	28,40	2480/250	21,00	0,170

Type -1W = Gasket on inlet side.

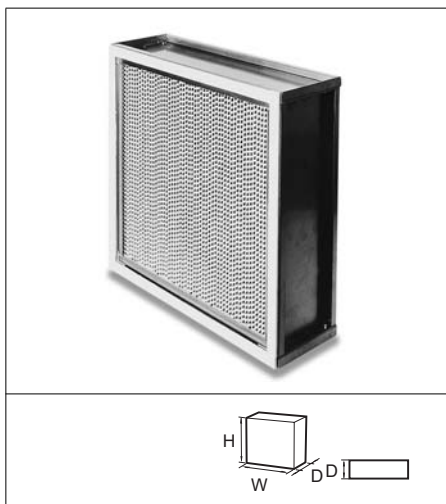
Type -01W = Gasket on outlet side.

Type -2W = Gasket on both side.

Type -0 = No gasket.

\* Other dimensions available on request.

## Absolute® 1FRSI



## Advantages

- 99.97% DOP
- High temperature resistant (up to 350°C)

**Application:** Protection of ultra-clean processes at high-temperatures.

**Frame:** Stainless steel.

**Gasket:** High temperature silicone.

**Media:** Glass fibre.

**Separator:** Aluminium.


**Sealant:** High temperature silicon.

**DOP efficiency:** 99.97%.

**Temperature:** ≤250°C.

Reference	Model	Dimensions (WxHxD) mm	Filter classification EN 779:2002	Media area m <sup>2</sup>	Air flow/ pressure drop m <sup>3</sup> /h/Pa	Unit weight kg	Unit volume m <sup>3</sup>
162610GBC	1FRSI-25-1SIHT	203x203x78	H13	0.5	50/250	1.3	0.01
162610LBC	1FRSI-50-1SIHT	203x203x150	H13	0.9	90/250	2.5	0.01
162610QBC	1FRSI-110-1SIHT	305x305x150	H13	2.4	250/250	3.8	0.02
162610WBC	1FRSI-200-1SIHT	305x305x292	H13	5.1	410/250	7.5	0.03
162611HBC	1FRSI-300-1SIHT	457x457x150	H13	5.9	620/250	5.8	0.03
162611WBC	1FRSI-450-1SIHT	305x610x292	H13	10.4	900/250	10	0.03
162614ABC	1FRSI-600-1SIHT	610x610x150	H13	10.9	1180/250	7.5	0.06
162616PBC	1FRSI-725-1SIHT	457x610x292	H13	16.3	1420/250	13	0.05
162617HBC	1FRSI-830-1SIHT	762x610x150	H13	13.7	1500/250	9	0.07
162618ABC	1FRSI-980-1SIHT	915x610x150	H13	16.8	1800/250	11	0.08
162618HBC	1FRSI-1000-1SIHT	610x610x292	H13	22.5	1960/250	15	0.11
162619ABC	1FRSI-1250-1SIHT	762x610x292	H13	28.4	2500/250	16	0.14
162612ABC	1FRSI-457x457x292-1SIHT	457x457x292	H13	12.8	1030/250	11	0.06
162615ABC	1FRSI-610x457x150-1SIHT	610x457x150	H13	8.2	860/250	6.5	0.05
162616ABC	1FRSI-610x762x292-1SIHT	610x762x292	H13	28.2	2500/250	16	0.14

## Sofilair HT 120 - H13



## Advantages

- High air flow rates
- Large media area
- High filter surface area offers low pressure drop for energy savings and longer life
- Withstand high temperature up to 120 C

**Applications:** Industry and hospitals.

**Type:** HEPA filter with high airflow.

**Frame:** Galvanized steel with handle.

**Media:** Glassfiber paper.

**Separator:** Glassfiber threads.

**Sealant:** Polyurethane.


**Gasket:** Half-round neoprene Ø 15 mm moulded in one piece, ≥99.995 MPPS (H13 according to EN 1822), ≥ 99.99 % 0.3μ

**Temperature:** 120°C maximum continuous.

**Mounting systems:** FCBL-A housing.

Article Number	Model	Dimensions (WxHxD) mm	Media area m <sup>2</sup>	Air flow/ Pressure drop m <sup>3</sup> /hr/Pa	Unit weight kg	Unit volume m <sup>3</sup>
1561.02.00	SFR120-E-4000-H13	610 x 610 x 292	40	4000/250	23	0.11
1561.01.00	SFR120-E-3400-H13	610 x 610 x 292	33	3400/250	20	0.11
1564.01.00	SFR120-E-2500-H13	610 x 610 x 292	24	2500/25	19	0.11
1566.01.00	SFR120-E-1500-H13	305 x 610 x 292	16	1500/250	13	0.06
1567.01.50	SFR120-E-3200-H13	595 x 595 x 292	38	3200/250	22	0.11
1568.01.50	SFR120-E-1300-H13	289 x 595 x 292	16	1300/250	12	0.06

## Airopac® HT-HF



### Advantages

- High efficiency
- 260°C/385°C max operating temperature
- Silicon free construction
- Compact design

**Application:** Paint bake ovens and other high temperature applications.

**Type:** High efficiency, high temperature, silicon free compact filter.

**Frame:** Galvanised steel.

**Gasket:** Glass fibre.

**Media:** Glass fibre paper.

**Separator:** Corrugated aluminium.

**Sealant:** Glass fibre.

**Grille:** Galvanised steel upstream and downstream.

**EN 779:2002 filter class:** F6, F8.


**ASHRAE 52.2:1999 filter class:** MERV 11, MERV 14.

**Recommended final pressure drop:** 250 Pa.

**Temperature:** 260°C maximum continuous, 385°C peak during 1 hour.

Reference	Model	Dimensions (WxHxD) mm	Filter classification EN779:2002	Media surface m <sup>2</sup>	Air flow/nominal pressure drop m <sup>3</sup> /h/Pa	Unit weight kg	Unit volume m <sup>3</sup>
2180001	3CPM-HT-122412-60	305 x 610 x 292	F6	7.7	1700/80	5.6	0.062
2180002	3CPM-HT-242412-60	610 x 610 x 292	F6	15.9	3400/75	9.5	0.124
2180004	3CPM-HT-242406-60	610 x 610 x 150	F6	7.8	1700/30	5.6	0.124
2180005	3CPM-HT-122403-60	305 x 610 x 78	F6	2.4	750/30	2	0.02
2180006	3CPM-HT-242403-60	610 x 610 x 78	F6	4.9	1500/30	4	0.039
2181001	3CPM-HT-122412-90	305 x 610 x 292	F8	7.7	1700/120	5.6	0.062
2181002	3CPM-HT-242412-90	610 x 610 x 292	F8	15.9	3400/110	9.5	0.124
2181004	3CPM-HT-242406-90	610 x 610 x 150	F8	7.8	1700/65	5.6	0.072
2181005	3CPM-HT-122403-90	305 x 610 x 78	F8	2.4	750/80	2	0.02
2181006	3CPM-HT-242403-90	610 x 610 x 78	F8	4.9	1500/80	4	0.039
2181007	3CPM-HT-305*610*52-90	305 x 610 x 52	F8	2.7	750/90	1.8	0.015
2181008	3CPM-HT-610*610*52-90	610 x 610 x 52	F8	5.4	1500/90	3.6	0.035
2181009	3CPM-HT-480*480*78-90	480 x 480 x 78	F8	2.3	800/80	2.1	0.023
2181010	3CPM-HT-915*457*78-90	915 x 457 x 78	F8	5.7	2000/100	4.5	0.04
2181011	3CPM-HT-762*457*78-90	762 x 457 x 78	F8	3.6	1250/80	3.8	0.04
2190001	3CPM-HT-HF-242412-60	592 x 592 x 292	F6	13.3	3000/105	8.3	0.124
2191001	3CPM-HT-HF-242412-90	592 x 592 x 292	F6	13.3	3000/150	8.3	0.124

## 30/30 GT



## Advantages

- Low initial pressure drop
- High dust holding capacity
- Low resistance to airflow over the service life of the filter
- Incinerable

**Application:** Prefilter to extend the service life of final filters.

**Type:** High performance disposable pleated panel filter.

**Frame:** High strength beverage board with diagonal supports.

**Media:** Blended cotton & polyester.

**EN 779:2002 filter class:** G4.

**ASHRAE 52.2:1999 filter class:** MERV 8.

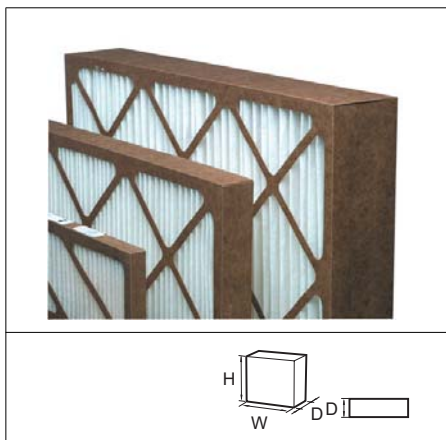
**Fire rating:** UL 900 Class 2.

Reference	Model	Dimensions (WxHxD) mm	Filter classification EN 779:2002	Media area m <sup>2</sup>	Air flow / pressure drop m <sup>3</sup> /hr/Pa	Unit volume m <sup>3</sup>
540F-FG070205001	30/30 GT CL2 24x24x4	594x594x95	G4	2.5	3400/68	0.03
* 540F-FG402312001	30/30 GT CL2 24x24x4	594x594x95	G4	2.5	3400/68	0.03

\* With gasket.



## 30/30® WR



## Advantages

- Two-in-one performance - keeps out water and dirt.
- A multi-layered non-cellulose media, repels water, captures dust, lint, pollen and other particulate contaminants.
- Media bonded to the frame to eliminate air bypass
- Water resistant beverage board frame
- Large media surface

**Applications:** Primary filter for medium efficiency applications.

**Type:** High performance pleated panel filter.

**Frame:** High strength moisture resistant beverage board.

**Media:** Glass fibre.

**EN 779:2002 filter class:** G4.


**ASHRAE 52.2:1999 filter class:** MERV 7.

**Recommended final pressure drop:** 250 Pa.

**Holding frames:** Front and side access housings and frames are available, Type 8 and FC Housings.

Reference	Type	Model	Dimensions (WxHxD) mm	Filter classification EN 779:2002	Media area m <sup>2</sup>	Air Flow / pressure drop m <sup>3</sup> /hr/Pa	Unit volume m <sup>3</sup>
125343005	Pleated Panel	30/30 WR 24x24x2	594x594x44	G4	2.61	3400/63	0.02
125343006	Pleated Panel	30/30 WR 24x12x2	289x594x44	G4	1.27	1700/63	0.01
402137001	Pleated Panel	30/30 WR 24x24x4	594x594x95	G4	4.24	3400/55	0.03
402137002	Pleated Panel	30/30 WR 24x12x4	289x594x95	G4	2.12	1700/55	0.02

## CamClose



### Advantages

- Low initial pressure drop
- High dust holding capacity
- Easy installation
- Clips onto CamGT or Turbopac
- Low resistance to airflow over the service life of the filter
- Incinerable

**Application:** Snap-on prefilter designed for use with Cam-GT and Opakfil GT(A) or Turbopac.

**Frame:** ABS.

**Gasket:** PU Foam.

**Media:** White synthetic media with downstream pleat separators are used to ensure optimum operation.

**EN779:2002 filter class:** G4.


**ASHRAE 52.2:1999 filter class:** MERV 7.

**Recommended final pressure drop:** 400 Pa.

**Fire rating:** DIN 53438.

Reference	Model	Dimensions (WxHxD) mm	Filter classification EN 779:2002	Air flow / pressure drop m <sup>3</sup> /hr/Pa	Unit weight kg	Dust holding capacity	Media area m <sup>2</sup>	Unit weight kg	Unit volume m <sup>3</sup>
540F-FG402312002	CamClose 24245-G4	588x588x129	G4	4250/77	2.47	780g	2.46	2.3	0.06

## Hi-Cap<sup>®</sup> Green HF 90/35



### Advantages

- Rigid self supporting pockets
- Robust plastic header frame
- High mechanical strength
- Welded pocket construction
- High dust holding capacity
- No metal parts

**Application:** Comfort air conditioning applications, gas turbines.

**Type:** Multi pocket bag filter.

**Header frame:** Plastic.

**Media:** Polyester fibre.

**EN 779:2002 filter class:** G4.

**ASHRAE 52.2:1999 filter class:** MERV 7.


**Recommended final pressure drop:** 250 Pa.

**Temperature:** 70°C maximum in continuous service.

**Holding frames:** Front and side access housings and frames are available, Type 8 and FC Housings.

Reference	Model	Dimensions (WxHxD) mm	Filter classification EN 779:2002	Number of pockets	Media area m <sup>2</sup>	Air flow / pressure drop m <sup>3</sup> /hr/Pa	Unit weight kg	Unit volume m <sup>3</sup>
3204001	HF Green 90/35-66	592x592x360	G4	6	2.6	3400/50	2.2	0.04
3204003	HF Green 90/35-36	287x592x360	G4	3	1.3	1700/50	1.4	0.02

## Hi-Flo® Green



### Advantages

- Large surface area
- Low pressure drop
- Incinerable
- Controlled media spacing (CMS)
- Certified performance
- No metal parts

**Application:** Air conditioning applications.

**Type:** Extended surface multi pocket bag filter.

**Header Frame:** Plastic.

**Media:** Glass Fibre.

**EN 779:2002 filter class:** F5, F6, F7, F8, F9.

**ASHRAE 52.2:1999 filter class:** MERV 10, MERV 11, MERV 13, MERV 14, MERV 15.


**Recommended final pressure drop:** 450 Pa (suggested economical change point 250 Pa).

**Temperature:** 70°C maximum in continuous service.

**Holding frames:** Front and side access housings and frames are available, Type 8 and FC Housings.

Reference	Model	Dimensions (WxHxD) mm	Filter classification EN 779:2002	Number of Pockets	Media area m <sup>2</sup>	Air flow / pressure drop m <sup>3</sup> /hr/Pa	Unit weight kg	Unit volume m <sup>3</sup>
3106401	A5	592 x 592 x 600	F5	6	4.5	3400/55	2.4	0.05
3106403	C5	287 x 592 x 600	F5	3	2.3	1700/55	1.5	0.03
3106004	A6	592 x 592 x 600	F6	6	4.5	3400/80	2.4	0.05
3106006	C6	287 x 592 x 600	F6	3	2.3	1700/80	1.5	0.03
3106104	A7	592 x 592 x 600	F7	6	4.5	3400/150	2.4	0.05
3106106	C7	287 x 592 x 600	F7	3	2.3	1700/150	1.5	0.03
3106204	A8	592 x 592 x 600	F8	6	4.5	2700/175	2.4	0.05
3106206	C8	287 x 592 x 600	F8	3	2.3	1350/170	1.5	0.03
3106001	P6	592 x 592 x 534	F6	10	6.5	3400/70	2.9	0.05
3106003	R6	287 x 592 x 534	F6	5	3.3	1700/70	1.5	0.03
3106101	P7	592 x 592 x 534	F7	10	6.5	3400/105	2.6	0.05
3106103	R7	287 x 592 x 534	F7	5	3.3	1700/105	1.6	0.03
3106201	P8	592 x 592 x 534	F8	10	6.5	3400/150	2.4	0.05
3106203	R8	287 x 592 x 534	F8	5	3.3	1700/140	1.5	0.03
3106301	P9	592 x 592 x 534	F9	10	6.5	3400/150	2.4	0.05
3106303	R9	287 x 592 x 534	F9	5	3.3	1700/140	1.5	0.03

## Cam GT®



## Advantages

- Suitable for high humidity conditions
- Can be used to upgrade existing installations
- Patented integrated water drainage
- Very robust construction
- Corrosion resistant
- Max burst pressure 7500 Pa

**Application:** Air intake for gas turbines, compressors and large engines.

**Type:** High efficiency, incinerable compact filter.

**Frame:** ABS.

**Gasket:** Endless polyurethane placed on the downstream side (code 01).

**Media:** Glass fibre paper.

**Separator:** Hot-melt beads.

**Sealant:** Polyurethane.

**Grid:** Glass fibre reinforcement grid placed downstream.

**EN 779:2002 filter class:** F7, F8, F9.

**EN 1822 filter class:** H10.

**ASHRAE 52.2:1999 filter class:** MERV 13, MERV 14, MERV 15, MERV 16.

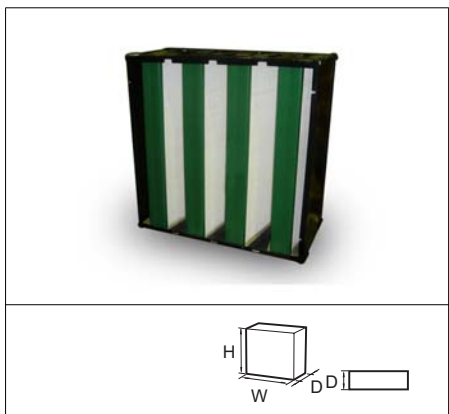
**Recommended final pressure drop:** 600 Pa.

**Temperature:** 80°C maximum in continuous service.

**N.B:** Burst pressure:  $\geq 7500$  Pa.

Reference	Model	Dimensions (WxHxD) mm	Filter classification EN779:2002	Media area m <sup>2</sup>	Air flow/pressure drop m <sup>3</sup> /h/Pa	Unit weight kg	Unit volume m <sup>3</sup>
2460001	CAM GT-242412-F7-01	592x592x290	F7	19	4250/120	7	0.11
2460002	CAM GT-241212-F7-01	592x287x290	F7	9	2125/145	5	0.05
2461002	CAM GT-242412-F8-01	592x592x290	F8	19	4250/140	7	0.11
2461003	CAM GT-241212-F8-01	592x287x290	F8	9	2125/170	5	0.05
2460003	CAM GT-242412-F9-01	592x592x290	F9	19	4250/165	7	0.11
2460004	CAM GT-241212-F9-01	592x287x290	F9	9	2125/180	5	0.05
2460005	CAM GT-242412-H10-01	592x592x290	H10	19	4250/230	7	0.11
2460006	CAM GT-241212-H10-01	592x287x290	H10	9	2125/250	5	0.05

## Cam GT<sup>®</sup> Box Type



### Advantages

- Suitable for high humidity conditions
- Can be used to upgrade existing installations
- Patented integrated water drainage
- Very robust construction
- Corrosion resistant
- Burst pressure  $\geq 7500$  Pa

**Application:** Air intake for gas turbines, compressors and large engines.

**Type:** High efficiency, incinerable compact filter.

**Frame:** High Impact PS and ABS.

**Gasket:** Endless polyurethane placed on the upstream side.

**Media:** Glass fibre paper.

**Separator:** Hot-melt beads.

**Sealant:** Polyurethane.

**Grid:** Glass fibre reinforcement grid placed downstream.

**EN 779:2002 filter class:** F7, F9.

**EN 1822 filter class:** H10.

**ASHRAE 52.2:1999 filter class:** MERV 13, MERV 15, MERV 16.

**Recommended final pressure drop:** 600 Pa.


**Temperature:** 80°C maximum in continuous service.

**N.B:** Burst pressure:  $\geq 7500$  Pa.

Reference	Model	Dimensions (WxHxD) mm	Filter classification EN779:2002	Media area m <sup>2</sup>	Air flow/pressure drop m <sup>3</sup> /h/Pa	Unit weight kg	Unit volume m <sup>3</sup>
2470001	CAM GT Box Green 595*595*292-F7	595x595x290	F7	19	4250/140	7	0.11
2470004	CAM GT Box Green 595*595*292-F9	595x595x290	F9	19	4250/200	7	0.11
2470007	CAM GT Box Green 595*595*292-H10	595x595x290	H10	19	4250/240	7	0.11



## CamPulse GT Hemipleat



### Advantages

- High efficiency  $\geq 99.999\%$  at  $0.5\mu$  and above
- Low pressure drop
- Reduced energy cost
- Long filter life
- Open pleat spacing to enhance cleaning cycle
- Double seal gasket for added security

**Application:** HemiPleat cartridges can be used on any gas turbines to improve performance.

**Type:** Pleated media cartridge with improved pleat spacing and media alignment.

**Media:** Polytech HE, ultra high efficiency proprietary blended media with hot melt blown surface laminate, Polytech standard proprietary blended cellulosic and polyester fibres with a moisture resistant silicone treatment.

**Efficiency:** 99.999% at  $0.5\mu$  and above. \_

Reference	Type	Media Type	Dimensions (dia. x L) mm	Media area m <sup>2</sup>	Unit weight kg
211497-001	HemiPleat	PolyTech Standard	380 x 1000	30.2	13.6
211497-005	HemiPleat	Poly Tech Ultra High Efficiency	380 x 1000	30.2	13.6
211497-006	HemiPleat	Poly Tech Ultra High Efficiency Fire Retardant	380 x 1000	30.2	13.6

## Tenkay Hemipleat



### Advantages

- High filtration efficiency
- Excellent energy performance
- Long life
- Continuous one-piece gasket
- Factory bonded steel top and bottom headers
- Pleated media
- Helical cord retainer

**Application:** HemiPleat cartridges can be used on any gas turbines to improve its performance.

**Type:** Pleated media cartridge with improved pleat spacing and media alignment.

**Media:** Polytech HE, ultra high efficiency proprietary blended media with hot melt blown surface laminate, Polytech standard proprietary blended cellulosic and polyester fibres with a moisture resistant silicone treatment.

**Efficiency:** 99.99% at 0.5 $\mu$  and above.

**Gasket:** Polyisoprene molded closed cell gasket.

Reference	Type	Model	Media Type	Dimensions (dia. x L)mm	Media area m <sup>2</sup>	Unit weight kg
602F-211547003	Hemipleat Tenkey Mark III	HMPFPPL-140	Flame Retardant-Standard	380 x 1000	30.2	13.6
602F-211736003	Hemipleat Tenkey Mark IV	HMPFPXL-177	Flame Retardant-Standard	380 x 1000	30.2	13.6

## Dynavane



### Advantages

- Services large air volume systems at high velocities, separating contaminants through inertial separation
- Constant pressure drop, self-cleaning

**Application:** High volume HVAC systems in high ambient dust laden applications.

**Construction:** 11-gauge mild steel mild steel, bolt on flanges for HVAC system connection and bleed outlet, removable blade pack and four mesh inlet screens.

**Additional data:** Typical bleed air is 10%. Available to service airflows up to a 48,600 cfm.

**INLET SCREEN:** Four-mesh galvanized inlet screen keeps out large debris.

**TAPERED CELLS:** Unique engineering design controls airflow for efficient dirt removal at lowest pressure drop.

**BLEED SLOT:** Rounded bleed air slot entry is an integral part of the dust pan. The rounded slot minimizes obstruction or plugging even under the worst conditions.

**REMOVABLE BLADE PACKS:** Dynavane blade packs unique design provides for removal should inspection or servicing be necessary.

**PRECISION VANE DESIGN:** Camfil Farr individually forms each vane, eliminating metal cracks at the stress points of stamped metal-type louvers. Camfil Farr vanes are precisely assembled and spaced for optimum efficiency and minimum pressure loss.

**HOUSING:** 11-gauge mild steel, all welded construction.

**SIMPLE BOLT-ON INSTALLATION:** Each Dynavane is designed to readily adapt to other air handling equipment. Mounting flanges on the periphery of both air entering and air exiting sides make installation fast and trouble-free.

**BLEED AIR MANIFOLD:** Individual cell dust bins discharge separated dirt into a common manifold. The manifold outlet may be ordered on the right side, the left side, or bottom center of the Dynavane.

**CONSTRUCTION:** The Dynavane's rugged construction provides for system integrity and uniform performance throughout its operating life.

## Gold Series



## Advantages

- High collector efficiency using HemiPleat cartridges
- Modular design for optimum flexibility
- Can be customised for Original Equipment Manufacturers (OEM)
- Easy to install and maintain
- Simple cartridge replacement using quick release cam bars
- Footprint typically 25% smaller than competitor products

**Application:** Gold Series cartridge dust and fume collectors may be used for a wide range of pollution control and product recovery applications.

**Type:** Pulse cleaning, cartridge based dust collector with high performance filter elements. Cleaning is accomplished by pulse waves that emanate from the centre of the filter providing enhanced cleaning for a more efficient operation.

**Construction:** Strong modular construction using 4.5mm carbon steel for the frame and 3mm carbon steel for the doors, hopper and panels.

**Finish:** As standard in a green, durable, corrosion resistant powder coated finish. Alternative construction and colours are also available.

**Options:** A wide variety of options are available including: Explosion Venting, Special Inlet Designs, BIBO (bag in-bag out) for Pharmaceutical Applications, Custom Colours, Stainless Steel Construction, Alternative Hopper Designs etc. please contact us with your specific requirements.

**Cartridges:** Vertically mounted to shed dust readily for efficient cleaning and longer service life. High filtration efficiency meeting the  $5 \text{ mg/m}^3$  or less emissions required to re-circulate the air back into the work place on non hazardous dusts.

## Easy Access Door

- No Knobs To Lose or Drop
- No Threads To Bind
- Mechanically Attached Seal
- Heavy 10 gauge Construction
- Lock-Out/Tag-Out Capability

## Easy Changeout

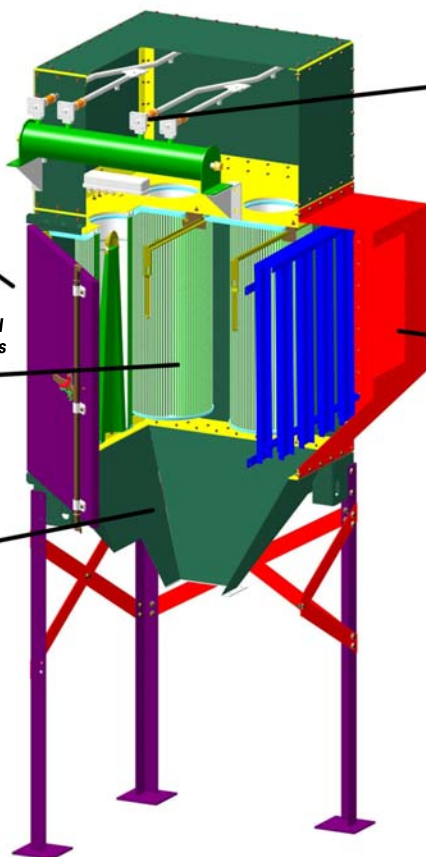
Gold Cone Cartridge with patented Cambar action that positively seals the cartridges without using threads or knobs.

## Optional Quick Open View Port in Hopper

## Powerful Cleaning System to Provide Long Filter Life

## High Entry Inlet

Cross flow is created through the filters. Eliminates upward "can" velocities associated with traditional hopper inlets.



## HemiPleat Goldcone Cartridges



### Advantages

- High efficiency, 99.999% at 0.5µ and larger particles by weight.
- Low pressure drop
- Reduced energy cost
- Long filter life
- Open pleat spacing to enhance cleaning cycle
- Easy to install using quick release cam bars
- Double seal gasket for added security

**Application:** HemiPleat cartridges may be used for a wide range of pollution control and product recovery applications.

**Type:** Pleated media cartridge with improved pleat spacing and media alignment.

**Construction:** Vertically mounted to shed dust readily for efficient cleaning and longer service life. Features a cone in the centre of the cartridge to distribute the air pulse and enhance the cleaning cycle.

**Media:** Several different types of filter media, pre-coat materials and over bags are available to suit specific operating conditions. Please contact us to make this selection.

**Efficiency:** 99.999% at 0.5µ and larger particles by weight.

**Options:** Filter cartridge options are available to suit specific operating conditions. These include Carbon Impregnated, Fire Retardant, Ultra High Efficiency, PTFE, and High Temperature. Please contact us to make this selection.

Reference	Type	Model	Media Type	Dimensions (dia. x L) mm	Media area m <sup>2</sup>	Unit weight kg
211497-001	HemiPleat	HMPTS325	PolyTech Standard	380 x 1000	30.2	13.6
211497-002	HemiPleat	HMPTC325	PolyTech Carbon Impregnated	380 x 1000	30.2	13.6
211497-004	HemiPleat	HMPTF325	PolyTech Fire Retardant	380 x 1000	30.2	13.6
211497-005	HemiPleat	HMPTU325	Poly Tech Ultra High Efficiency	380 x 1000	30.2	13.6
211497-006	HemiPleat	HMPTUF325	Poly Tech Ultra High Efficiency Fire Retardant	380 x 1000	30.2	13.6